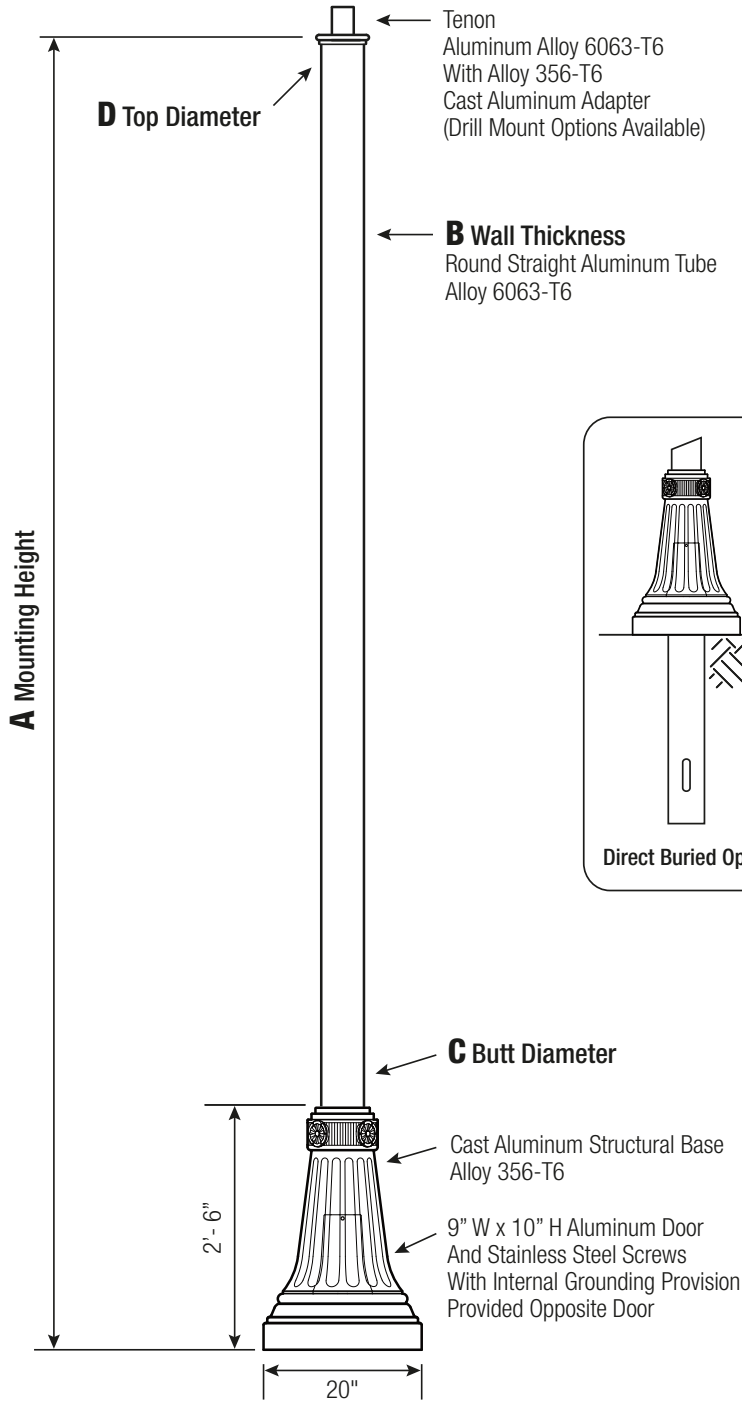


# YORK 20

## STRUCTURAL - STRAIGHT ROUND ALUMINUM POLE



Powder Coated Finish per Customer Specification.

C BUTT DIA.	D TOP DIA.	F BOLT CIR. DIA.	G BASE DIA.	H BOLT PROJ.	I BOLT SIZE
6	6	11 - 16 <span style="color: blue;">■</span> <span style="color: blue;">◆</span>	20	2.5	1 x 36 x 4
7	7	11 - 16 <span style="color: blue;">■</span> <span style="color: blue;">◆</span>	20	2.5	1 x 36 x 4
8	8	11 - 16 <span style="color: blue;">■</span> <span style="color: blue;">◆</span>	20	2.5	1 x 36 x 4

■ Square Bolt Pattern ◆ Diamond Bolt Pattern

Dimensions in Inches

### Base

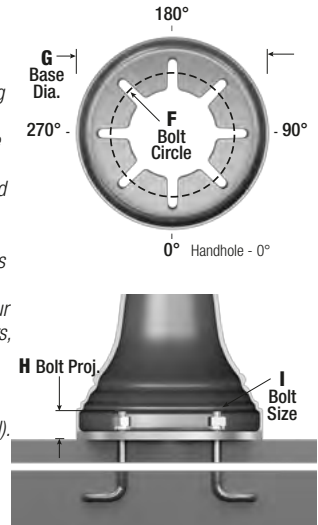
Cast Aluminum, 1-Piece Structural Pedestal Base of Alloy 356 per ASTM B26 or B108. The base shall have an access door with cast aluminum cover and stainless steel attaching hardware. An internal grounding provision will be provided opposite the access door.

### Pole

The pole shaft will be constructed of seamless extruded tube of 6063 Aluminum Alloy per the requirements of ASTM B221. The shaft shall be joined to the structural base by means of a complete circumferential weld in accordance with AWS Specification D1.2. The assembly shall be full-length heat-treated after weld to produce a T6 temper.

### Anchorage

Anchorage Kit will include four (4) L-shaped Steel Anchor Bolts conforming to AASHTO M314-90 Grade 55. Ten inches (10") of threaded end will be galvanized per ASTM A153. Kits will contain four (4) Hex Nuts, four (4) Lock Washers, and four (4) Flat Washers (all components Galvanized Steel). A bolt circle template will be provided.



**NOTE:** All YORK 20 pole options may be specified in designs utilizing Direct Buried anchorage.

### Vibration Damper

When determined necessary by Hapco, a Vibration Damper will be factory installed inside the pole shaft. Customer specification of the damper is available.



**WARNING:** Do not install light pole without luminaire.

www.hapco.com



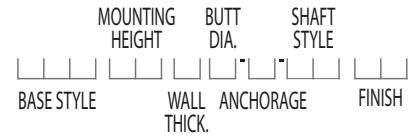
A MTG. HGT.	B WALL THICKNESS	C BUTT DIA.	TOTAL LUM. WEIGHT	MAXIMUM EPA						CATALOG NUMBER*
				90	100	110	120	130	140	
8	0.125	6	100	37.9	30.7	25.1	21.0	17.8	15.3	YOS08B6-4-SR-**-
	0.188	6	100	51.8	42.0	34.4	28.8	24.5	21.1	YOS08D6-4-SR-**-
	0.125	7	100	51.8	42.0	34.4	28.8	24.6	21.1	YOS08B7-4-SR-**-
	0.188	8	100	51.9	42.0	34.4	28.9	24.6	21.2	YOS08D8-4-SR-**-
10	0.125	6	100	30.1	24.3	19.6	16.4	13.9	11.9	YOS10B6-4-SR-**-
	0.188	6	100	40.8	33.0	26.8	22.5	19.1	16.4	YOS10D6-4-SR-**-
	0.125	7	100	41.0	33.0	27.0	22.6	19.2	16.4	YOS10B7-4-SR-**-
	0.188	8	100	41.0	33.1	27.0	22.6	19.2	16.5	YOS10D8-4-SR-**-
12	0.125	6	100	24.5	19.7	15.7	13.1	11.1	9.4	YOS12B6-4-SR-**-
	0.188	6	100	33.4	27.0	21.7	18.2	15.4	13.2	YOS12D6-4-SR-**-
	0.125	7	100	33.4	27.0	21.8	18.2	15.4	13.2	YOS12B7-4-SR-**-
	0.188	8	100	33.6	27.0	21.8	18.2	15.5	13.3	YOS12D8-4-SR-**-
14	0.125	6	100	20.1	16.2	12.7	10.5	8.8	7.5	YOS14B6-4-SR-**-
	0.188	6	100	27.8	22.4	17.8	14.8	12.5	10.7	YOS14D6-4-SR-**-
	0.125	7	100	27.8	22.4	17.9	14.9	12.6	10.8	YOS14B7-4-SR-**-
	0.188	8	100	28.0	22.4	18.0	15.0	12.6	10.8	YOS14D8-4-SR-**-
16	0.125	6	100	16.1	12.9	9.9	8.1	6.8	5.8	YOS16B6-4-SR-**-
	0.188	6	100	23.0	18.4	14.4	12.0	10.1	8.6	YOS16D6-4-SR-**-
	0.125	7	100	23.1	18.6	14.6	12.1	10.2	8.7	YOS16B7-4-SR-**-
	0.188	8	100	23.2	18.6	14.6	12.2	10.2	8.8	YOS16D8-4-SR-**-
18	0.125	6	100	13.1	10.5	7.7	6.3	5.3	4.4	YOS18B6-4-SR-**-
	0.188	6	100	19.3	15.4	11.8	9.8	8.2	7.0	YOS18D6-4-SR-**-
	0.125	7	100	19.4	15.6	12.0	9.9	8.3	7.1	YOS18B7-4-SR-**-
	0.188	7	100	19.4	15.6	12.0	9.9	8.3	7.0	YOS18D7-4-SR-**-
20	0.125	6	100	10.7	8.4	5.9	4.8	3.9	3.3	YOS20B6-4-SR-**-
	0.188	6	100	16.3	13.0	9.7	8.0	6.6	5.6	YOS20D6-4-SR-**-
	0.125	7	100	16.5	13.1	9.9	8.1	6.8	5.7	YOS20B7-4-SR-**-
	0.188	7	100	16.4	13.1	9.8	8.1	6.8	5.7	YOS20D7-4-SR-**-
25	0.125	6	60	6.3	4.8	2.6	2.0	1.5	1.2	YOS25B6-4-SR-**-
	0.188	6	100	10.7	8.4	5.6	4.4	3.6	3.0	YOS25D6-4-SR-**-
	0.125	7	100	10.5	8.2	5.5	4.4	3.6	2.9	YOS25B7-4-SR-**-
	0.188	7	100	10.9	8.6	5.8	4.6	3.8	3.1	YOS25D7-4-SR-**-
30	0.125	6	85	2.5	1.7	-	-	-	-	YOS30B6-4-SR-**-
	0.188	6	40	6.8	5.2	2.6	1.9	1.4	1.0	YOS30D6-4-SR-**-
	0.125	7	40	6.7	5.1	2.7	2.0	1.4	1.0	YOS30B7-4-SR-**-
	0.188	7	40	7.0	5.4	2.8	2.1	1.6	1.2	YOS30D7-4-SR-**-
35	0.188	8	40	7.2	5.5	3.0	2.3	1.7	1.3	YOS30D8-4-SR-**-
	0.188	6	85	2.8	1.9	-	-	-	-	YOS35D6-4-SR-**-
	0.250	6	100	3.7	2.6	-	-	-	-	YOS35F6-4-SR-**-
	0.125	7	85	2.9	2.0	-	-	-	-	YOS35B7-4-SR-**-
35	0.188	7	40	4.0	2.8	0.5	-	-	-	YOS35D7-4-SR-**-
	0.188	8	40	4.2	3.0	0.8	-	-	-	YOS35D8-4-SR-**-

**EPA Notes:** Effective Projected Area (EPA) in square feet. EPA's calculated using wind velocity (mph) indicated in accordance with 2015 AASHTO LRFD (7th Edition) using a 50-year design life. Maximum EPA is based on the luminaire weight shown. Increased luminaire weight may reduce maximum EPA. If weight is exceeded, or if other design life or code is required, please consult the factory.

\*4-Bolt Base Anchorage shown. For direct buried design replace -4 in catalog number with -E.

**Catalog Number System**

The catalog number for Hapco poles utilizes the following identification system.



**Catalog Number Example -**

**YOS 18 B 6 - 4 - SR - BA**

YORK 20 Structural Base, 18' Mounting Height, .125" Wall Thickness, 6" Butt Diameter, 4-Bolt Base, Straight Round Shaft, Black Powder Coat Finish

**Wall Thickness** B = .125"  
**Butt Dia.** D = .188"  
**Anchorage** 4 = 4-Bolt Base  
 7 = 7"  
 8 = 8"  
 E = Direct Buried

**Shaft Style**  
 SR = Straight Round

**Powder Coat Finish**  
 BA - Black Powder Coat  
 BH - White Powder Coat  
 BM - Dark Bronze Powder Coat  
 BV - Dark Green Powder Coat  
 GC - Gray Powder Coat  
 SC - Special Colors\*  
\*Provide RAL # or Sample Color Chip

**Mounting Options**

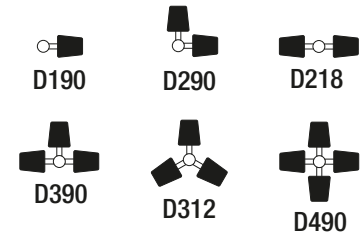
**Tenon Mount**  
 For Tenon Mount applications specify both Tenon diameter and length.



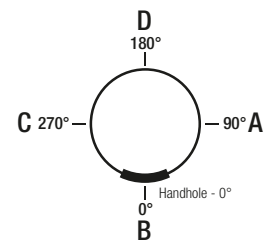
**Side Drill Mount**  
 Includes removable pole cap.  
**NOTE:** A luminaire drilling template must be supplied at time of order.



**Drill Mount Options**



**Pole Orientation**



CATALOG NUMBER:	QUANTITY:
CUSTOMER NAME:	
PROJECT:	LOCATION:
NOTES:	