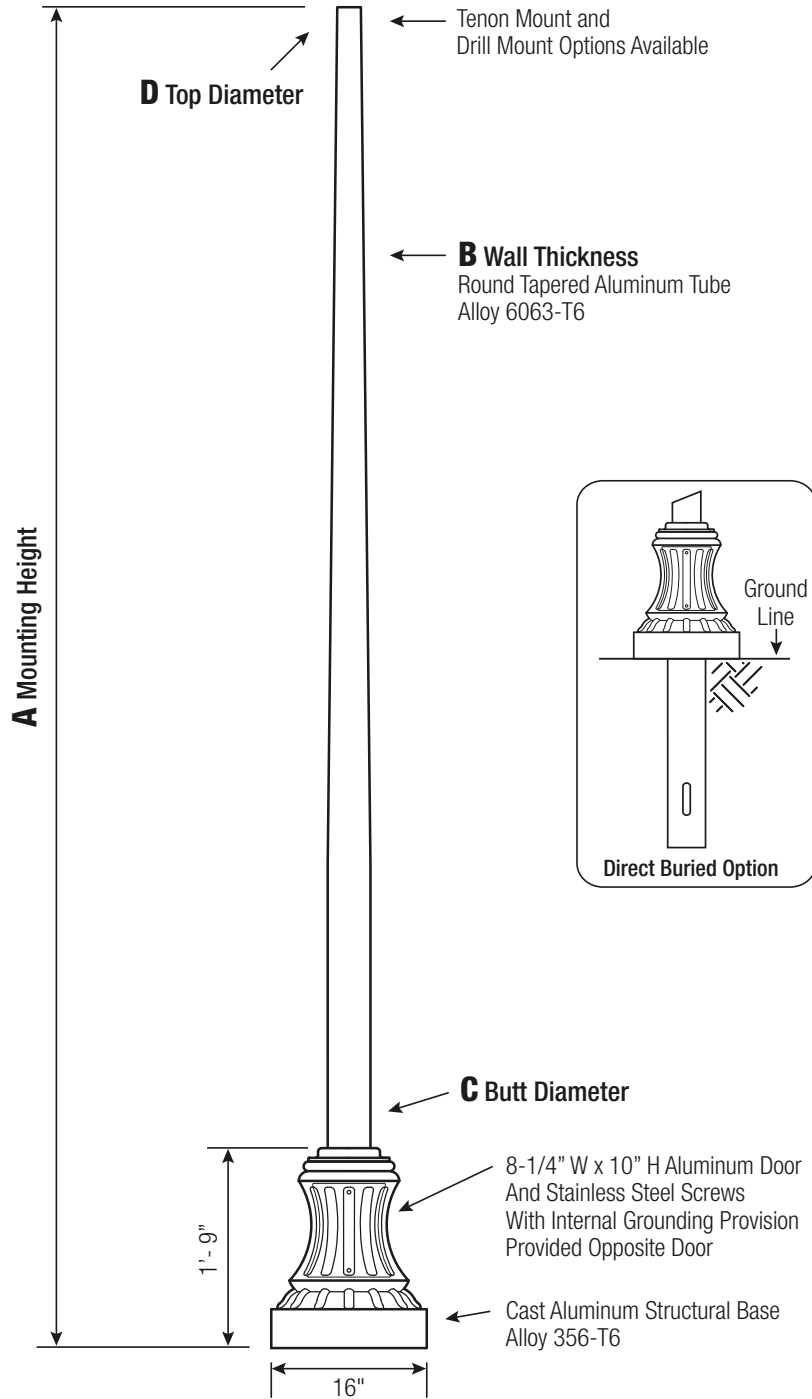


TRENTON

STRUCTURAL - TAPERED ROUND ALUMINUM POLE



Powder Coated Finish per Customer Specification.

C BUTT DIA.	D TOP DIA.	F BOLT CIR. DIA.	G BASE DIA.	H BOLT PROJ.	I BOLT SIZE
4	3	8 - 12 ◆	16	2.5	.75 x 17 x 3
5	3	8 - 12 ◆	16	2.5	.75 x 17 x 3
6	4.5	8 - 12 ◆	16	2.5	.75 x 17 x 3

◆ Diamond Bolt Pattern

Dimensions in Inches

Base

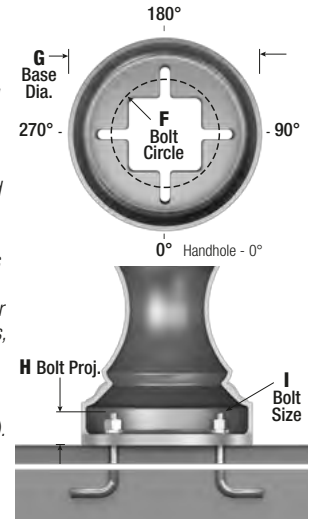
Cast Aluminum, 1-Piece Structural Pedestal Base of Alloy 356 per ASTM B26 or B108. The base shall have an access door with cast aluminum cover and stainless steel attaching hardware. An internal grounding provision will be provided opposite the access door.

Pole

The pole shaft will be constructed of seamless extruded tube of 6063 Aluminum Alloy per the requirements of ASTM B221. The shaft shall be joined to the structural base by means of a complete circumferential weld in accordance with AWS Specification D1.2. The assembly shall be full-length heat-treated after weld to produce a T6 temper.

Anchorage

Anchorage Kit will include four (4) L-shaped Steel Anchor Bolts conforming to AASHTO M314-90 Grade 55. Ten inches (10") of threaded end will be galvanized per ASTM A153. Kits will contain four (4) Hex Nuts, four (4) Lock Washers, and four (4) Flat Washers (all components Galvanized Steel). A bolt circle template will be provided.



NOTE: All TRENTON pole options may be specified in designs utilizing Direct Buried anchorage.

Vibration Damper

When determined necessary by Hapco, a Vibration Damper will be factory installed inside the pole shaft. Customer specification of the damper is available.



WARNING: Do not install light pole without luminaire.

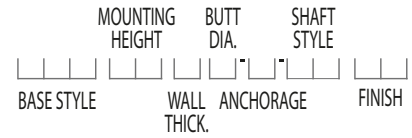
A MTG. HGT.	B WALL THICKNESS	C BUTT DIA.	TOTAL LUM. WEIGHT	MAXIMUM EPA						CATALOG NUMBER*
				90	100	110	120	130	140	
8	0.125	4	100	15.9	12.7	10.3	8.5	7.2	6.1	TRS08B4-4-TR-**-
	0.188	4	100	18.8	15.1	12.3	10.2	8.6	7.3	TRS08D4-4-TR-**-
	0.125	6	100	18.4	14.8	12.0	9.9	8.3	7.1	TRS08B6-4-TR-**-
10	0.125	4	100	11.9	9.4	7.6	6.2	5.1	4.3	TRS10B4-4-TR-**-
	0.188	4	100	14.6	11.6	9.4	7.7	6.4	5.4	TRS10D4-4-TR-**-
	0.125	5	100	14.5	11.5	9.3	7.6	6.3	5.3	TRS10B5-4-TR-**-
12	0.125	4	100	9.2	7.2	5.7	4.6	3.7	3.0	TRS12B4-4-TR-**-
	0.188	4	100	11.6	9.2	7.4	6.0	4.8	4.0	TRS12D4-4-TR-**-
	0.125	5	100	11.6	9.0	7.2	5.8	4.7	3.8	TRS12B5-4-TR-**-
14	0.125	4	90	7.2	5.5	4.2	3.3	2.5	2.0	TRS14B4-4-TR-**-
	0.188	4	100	9.5	7.4	5.8	4.6	3.6	2.9	TRS14D4-4-TR-**-
	0.125	5	100	9.4	7.2	5.6	4.4	3.5	2.8	TRS14B5-4-TR-**-
16	0.125	4	45	5.9	4.4	3.3	2.4	1.8	1.3	TRS16B4-4-TR-**-
	0.188	4	40	7.6	5.8	4.4	3.4	2.6	2.0	TRS16D4-4-TR-**-
	0.125	5	40	7.4	5.6	4.2	3.2	2.4	1.8	TRS16B5-4-TR-**-
18	0.125	4	40	4.5	3.2	2.3	1.5	1.0	-	TRS18B4-4-TR-**-
	0.188	4	45	6.1	4.5	3.4	2.4	1.8	1.2	TRS18D4-4-TR-**-
	0.125	5	40	5.9	4.3	3.2	2.2	1.6	1.0	TRS18B5-4-TR-**-
20	0.125	4	50	3.1	2.0	1.3	-	-	-	TRS20B4-4-TR-**-
	0.188	4	40	4.8	3.4	2.4	1.6	1.0	-	TRS20D4-4-TR-**-
	0.125	5	55	4.6	3.2	2.2	1.4	-	-	TRS20B5-4-TR-**-
25	0.188	4	55	2.5	1.4	-	-	-	-	TRS25D4-4-TR-**-
	0.125	5	40	2.2	1.1	-	-	-	-	TRS25B5-4-TR-**-
	0.125	6	40	1.0	-	-	-	-	-	TRS25B6-4-TR-**-

EPA Notes: Effective Projected Area (EPA) in square feet. EPA's calculated using wind velocity (mph) indicated in accordance with 2015 AASHTO LRFD (7th Edition) using a 50-year design life. Maximum EPA is based on the luminaire weight shown. Increased luminaire weight may reduce maximum EPA. If weight is exceeded, or if other design life or code is required, please consult the factory.

*4-Bolt Base Anchorage shown. For direct buried design replace -4 in catalog number with -E.

Catalog Number System

The catalog number for Hapco poles utilizes the following identification system.



Catalog Number Example -

TRS 18 B 4 - 4 - TR - BA

TRENTON Structural Base, 18' Mounting Height, .125" Wall Thickness, 4" Butt Diameter, 4-Bolt Base, Tapered Round Shaft, Black Powder Coat Finish

Wall Thickness	Butt Dia.	Anchorage
B = .125"	4 = 4"	4 = 4-Bolt Base
D = .188"	5 = 5"	E = Direct Buried
	6 = 6"	

Shaft Style

TR = Tapered Round

Powder Coat Finish

BA - Black Powder Coat	BV - Dark Green Powder Coat
BH - White Powder Coat	GC - Gray Powder Coat
BM - Dark Bronze Powder Coat	SC - Special Colors*

* Provide RAL # or Sample Color Chip

Mounting Options

Tenon Mount

For Tenon Mount applications specify both Tenon diameter and length.

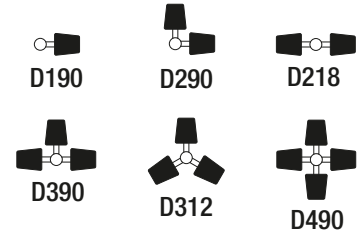


Side Drill Mount

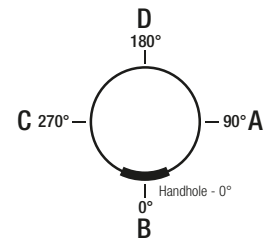
Includes removable pole cap. NOTE: A luminaire drilling template must be supplied at time of order.



Drill Mount Options



Pole Orientation



CATALOG NUMBER:	QUANTITY:
CUSTOMER NAME:	
PROJECT:	LOCATION:
NOTES:	