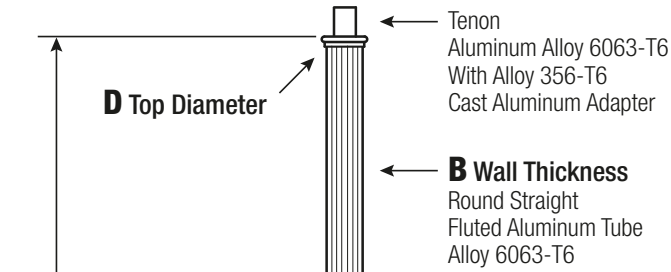
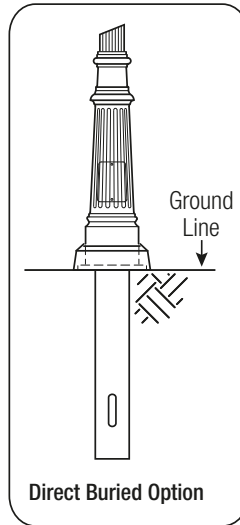


HOMWOOD LARGE STRUCTURAL - STRAIGHT FLUTED ALUMINUM POLE



FHWA Accepted Breakaway Options Available



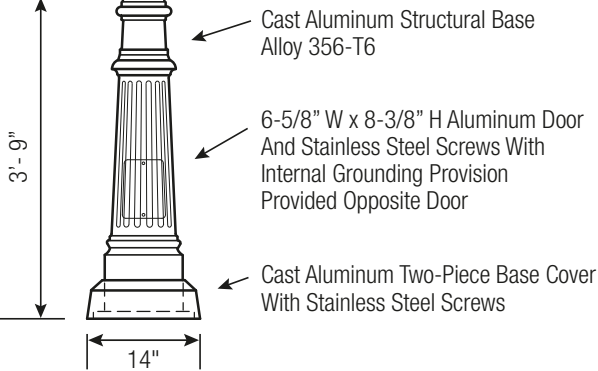
A Mounting Height

D Top Diameter

Tenon
Aluminum Alloy 6063-T6
With Alloy 356-T6
Cast Aluminum Adapter

B Wall Thickness
Round Straight
Fluted Aluminum Tube
Alloy 6063-T6

C Butt Diameter



Cast Aluminum Structural Base
Alloy 356-T6

6-5/8" W x 8-3/8" H Aluminum Door
And Stainless Steel Screws With
Internal Grounding Provision
Provided Opposite Door

Cast Aluminum Two-Piece Base Cover
With Stainless Steel Screws

Powder Coated Finish per Customer Specification.

C BUTT DIA.	D TOP DIA.	F BOLT CIR. DIA.	G BASE SQ.	H BOLT PROJ.	I BOLT SIZE
4	4	13 - 14	14	2	.75 x 17 x 3
5	5	13 - 14	14	2	.75 x 17 x 3
6	6	13 - 14	14	2	.75 x 17 x 3

■ Square Bolt Pattern

Dimensions in Inches

Base

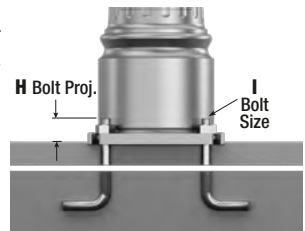
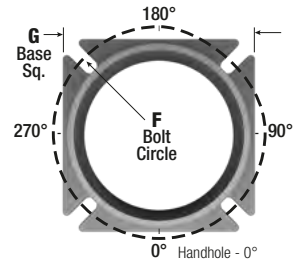
Cast Aluminum, 1-Piece Structural Pedestal Base of Alloy 356 per ASTM B26 or B108. The base shall have an access door with cast aluminum cover and stainless steel attaching hardware. An internal grounding provision will be provided opposite the access door.

Pole

The pole shaft will be constructed of seamless extruded tube of 6063 Aluminum Alloy per the requirements of ASTM B221. The shaft shall be joined to the structural base by means of a complete circumferential weld in accordance with AWS Specification D1.2. The assembly shall be full-length heat-treated after weld to produce a T6 temper.

Anchorage

Anchorage Kit will include four (4) L-shaped Steel Anchor Bolts conforming to AASHTO M314-90 Grade 55. Ten inches (10") of threaded end will be galvanized per ASTM A153. Kits will contain four (4) Hex Nuts, four (4) Lock Washers, and four (4) Flat Washers (all components Galvanized Steel). A bolt circle template will be provided.



NOTE: All HOMWOOD LARGE pole options may be specified in designs utilizing Direct Buried anchorage.

Vibration Damper

When determined necessary by Hapco, a Vibration Damper will be factory installed inside the pole shaft. Customer specification of the damper is available.



WARNING: Do not install light pole without luminaire.

HOMWOOD LARGE

STRUCTURAL STRAIGHT FLUTED ALUMINUM POLE

A MTG. HGT.	B WALL THICKNESS	C BUTT DIA.	TOTAL LUM. WEIGHT	MAXIMUM EPA						CATALOG NUMBER*
				90	100	110	120	130	140	
8	0.125	4	100	16.8	13.4	11.0	9.1	7.7	6.6	HLS08B4-4-SF12-**
	0.188	4	100	23.8	19.2	15.7	13.1	11.0	9.4	HLS08D4-4-SF12-**
	0.125	5	100	25.8	20.8	17.0	14.1	11.9	10.2	HLS08B5-4-SF12-**
	0.188	5	100	42.8	34.6	28.4	23.8	20.2	17.3	HLS08D5-4-SF12-**
	0.125	6	100	37.7	30.5	25.0	20.9	17.7	15.2	HLS08B6-4-SF12-**
	0.188	6	100	42.8	34.5	28.3	23.7	20.1	17.2	HLS08D6-4-SF12-**
10	0.125	4	100	13.0	10.3	8.4	6.9	5.8	4.9	HLS10B4-4-SF12-**
	0.188	4	100	18.7	14.9	12.2	10.0	8.4	7.1	HLS10D4-4-SF12-**
	0.125	5	100	20.2	16.2	13.1	10.8	9.1	7.8	HLS10B5-4-SF12-**
	0.188	5	100	33.6	27.1	22.2	18.4	15.6	13.4	HLS10D5-4-SF12-**
	0.125	6	100	29.9	24.0	19.6	16.3	13.7	11.7	HLS10B6-4-SF12-**
	0.188	6	100	33.6	27.0	22.0	18.4	15.5	13.2	HLS10D6-4-SF12-**
12	0.125	4	100	10.1	7.9	6.3	5.1	4.2	3.4	HLS12B4-4-SF12-**
	0.188	4	100	14.8	11.7	9.4	7.7	6.4	5.3	HLS12D4-4-SF12-**
	0.125	5	100	16.2	12.9	10.3	8.4	7.0	5.9	HLS12B5-4-SF12-**
	0.188	5	100	27.4	22.0	17.8	14.7	12.4	10.5	HLS12D5-4-SF12-**
	0.125	6	100	24.3	19.4	15.7	12.9	10.8	9.2	HLS12B6-4-SF12-**
	0.188	6	100	27.2	21.8	17.6	14.6	12.2	10.4	HLS12D6-4-SF12-**
14	0.125	4	90	7.8	6.0	4.7	3.7	2.9	2.3	HLS14B4-4-SF12-**
	0.188	4	100	11.7	9.2	7.3	5.9	4.8	3.9	HLS14D4-4-SF12-**
	0.125	5	100	12.7	10.0	7.8	6.3	5.1	4.3	HLS14B5-4-SF12-**
	0.188	5	100	22.4	17.8	14.3	11.8	9.8	8.2	HLS14D5-4-SF12-**
	0.125	6	100	19.7	15.7	12.4	10.2	8.4	7.1	HLS14B6-4-SF12-**
	0.188	6	100	22.2	17.7	14.1	11.6	9.6	8.1	HLS14D6-4-SF12-**
16	0.125	4	70	6.0	4.5	3.4	2.5	1.9	1.4	HLS16B4-4-SF12-**
	0.188	4	100	9.2	7.1	5.5	4.3	3.4	2.7	HLS16D4-4-SF12-**
	0.125	5	100	10.0	7.7	5.9	4.6	3.7	2.9	HLS16B5-4-SF12-**
	0.188	5	100	18.4	14.6	11.6	9.4	7.7	6.4	HLS16D5-4-SF12-**
	0.125	6	100	15.8	12.4	9.6	7.8	6.4	5.3	HLS16B6-4-SF12-**
	0.188	6	100	18.2	14.4	11.2	9.2	7.6	6.2	HLS16D6-4-SF12-**
18	0.125	4	60	4.6	3.3	2.3	1.6	1.1	0.7	HLS18B4-4-SF12-**
	0.188	4	80	7.3	5.5	4.2	3.1	2.3	1.7	HLS18D4-4-SF12-**
	0.125	5	80	7.9	6.0	4.3	3.2	2.5	1.9	HLS18B5-4-SF12-**
	0.188	5	100	15.3	12.0	9.3	7.4	6.0	4.9	HLS18D5-4-SF12-**
	0.125	6	100	12.8	10.0	7.5	5.9	4.8	3.8	HLS18B6-4-SF12-**
	0.188	6	100	15.0	11.8	9.0	7.2	5.8	4.8	HLS18D6-4-SF12-**
20	0.125	4	70	3.2	2.1	1.3	0.7	-	-	HLS20B4-4-SF12-**
	0.188	4	60	5.8	4.2	3.0	2.1	1.5	0.9	HLS20D4-4-SF12-**
	0.125	5	55	6.2	4.5	3.1	2.1	1.5	1.1	HLS20B5-4-SF12-**
	0.188	5	100	12.6	9.7	7.4	5.7	4.5	3.6	HLS20D5-4-SF12-**
	0.125	6	100	10.3	7.9	5.7	4.4	3.4	2.6	HLS20B6-4-SF12-**
	0.188	6	100	12.4	9.6	7.1	5.6	4.4	3.4	HLS20D6-4-SF12-**
25	0.188	4	85	2.2	1.2	-	-	-	-	HLS25D4-4-SF12-**
	0.125	5	60	2.6	1.5	-	-	-	-	HLS25B5-4-SF12-**
	0.188	5	40	7.8	5.6	3.8	2.5	1.7	1.1	HLS25D5-4-SF12-**
	0.125	6	45	5.9	4.1	2.3	1.4	0.8	-	HLS25B6-4-SF12-**
	0.188	6	40	7.6	5.5	3.4	2.3	1.5	-	HLS25D6-4-SF12-**
	0.250	6	40	7.6	5.5	3.4	2.3	1.5	0.8	HLS25F6-4-SF12-**
30	0.188	5	90	3.3	1.9	-	-	-	-	HLS30D5-4-SF12-**
	0.125	6	65	2.1	1.0	-	-	-	-	HLS30B6-4-SF12-**
	0.188	6	40	3.9	2.4	-	-	-	-	HLS30D6-4-SF12-**
	0.250	6	40	3.9	2.4	0.6	-	-	-	HLS30F6-4-SF12-**

EPA Notes: Effective Projected Area (EPA) in square feet. EPA's calculated using wind velocity (mph) indicated in accordance with 2015 AASHTO LRFD (7th Edition) using a 50-year design life. Maximum EPA is based on the luminaire weight shown. Increased luminaire weight may reduce maximum EPA. If weight is exceeded, or if other design life or code is required, please consult the factory.

*4-Bolt Base Anchorage shown. For direct buried design replace -4 in catalog number with -E.

Catalog Number System

The catalog number for Hapco poles utilizes the following identification system.



Catalog Number Example -

HLS 14 D 5 - 4 - SF12 - BA

HOMWOOD LARGE Structural Base, 14' Mounting Height, .188" Wall Thickness, 5" Butt Diameter, 4-Bolt Base, Straight Fluted Shaft - 12-Flute, Black Powder Coat Finish

Wall Thickness	Butt Dia.	Anchorage
B = .125"	4 = 4"	4 = 4-Bolt Base
D = .188"	5 = 5"	E = Direct Buried
F = .250"	6 = 6"	

Shaft Style

SF12 = Straight Fluted - 12-Flute

Powder Coat Finish

BA - Black Powder Coat	BV - Dark Green Powder Coat
BH - White Powder Coat	GC - Gray Powder Coat
BM - Dark Bronze Powder Coat	SC - Special Colors*

* Provide RAL # or Sample Color Chip

Mounting Options

Tenon Mount

For Tenon Mount applications specify both Tenon diameter and length.



Flute Options



CATALOG NUMBER:	QUANTITY:
CUSTOMER NAME:	
PROJECT:	LOCATION:
NOTES:	