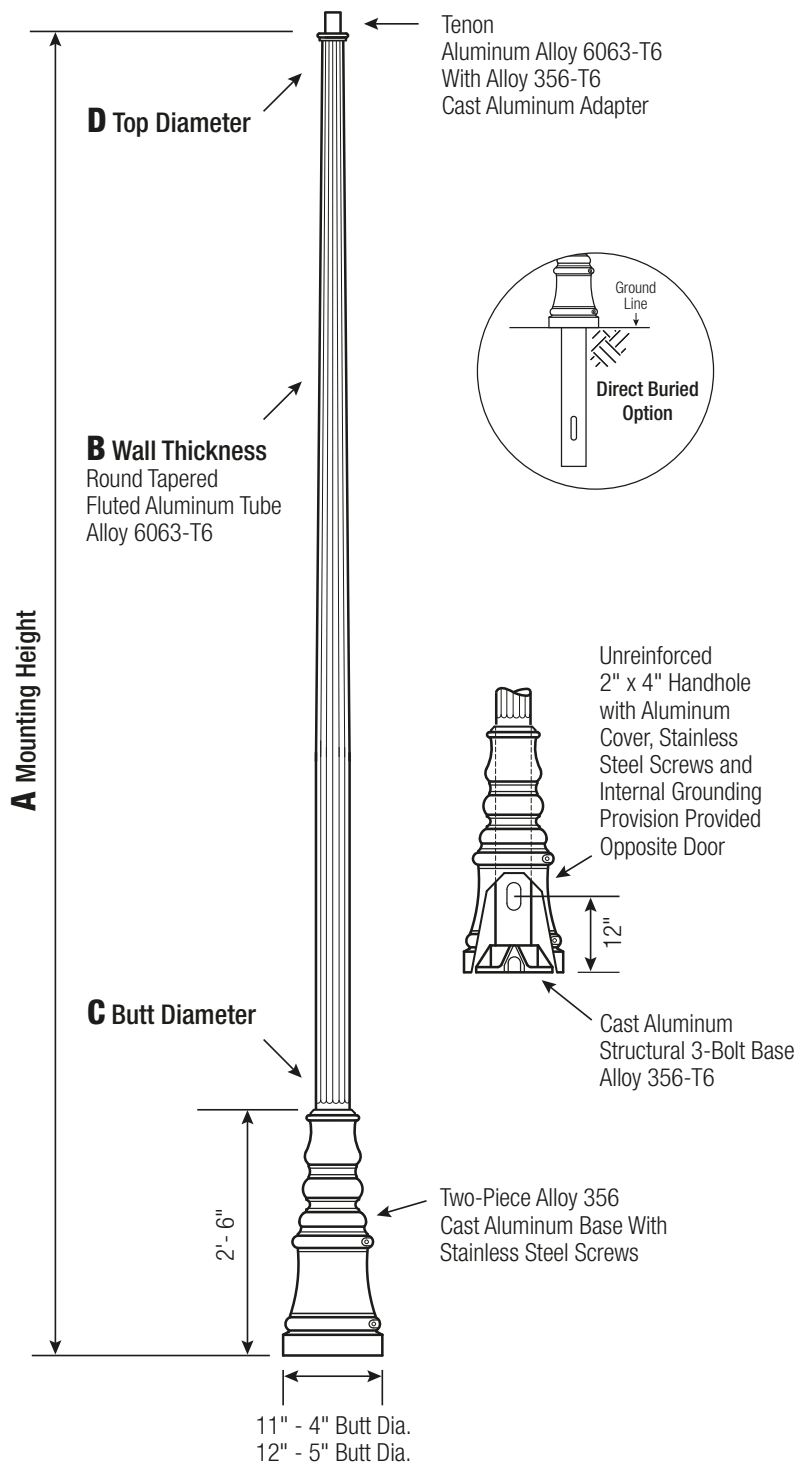


AMERICAN

CLAMSHELL - TAPERED FLUTED ALUMINUM POLE



Powder Coated Finish per Customer Specification.

C BUTT DIA.	D TOP DIA.	F BOLT CIR. DIA.	G BASE DIA.	H BOLT PROJ.	I BOLT SIZE
5	Varies	7	10.25	2	.75 x 17 x 3

Dimensions in Inches

Clamshell Base

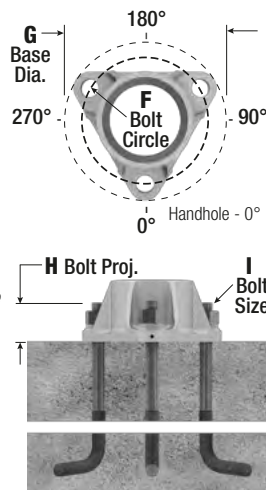
Cast Aluminum, 2-Piece Decorative Base of Alloy 356 per ASTM B26 or B108 with stainless steel attaching hardware.

Pole

The pole shaft will be constructed of seamless extruded tube of 6063 Aluminum Alloy per the requirements of ASTM B221. The 3-Bolt Cast Aluminum Base Flange will be of Alloy 356-T6. The pole shaft shall be joined to the base by means of a complete circumferential weld in accordance with AWS Specification D1.2. The shaft assembly shall be full-length heat treated after base weld to produce a T6 temper.

Anchorage

Anchorage Kit will include three (3) L-shaped Steel Anchor Bolts conforming to AASHTO M314-90 Grade 55. Ten inches (10") of Threaded End will be Galvanized per ASTM A153. Kits will contain three (3) Hex Nuts, three (3) Lock Washers, and three (3) Flat Washers (all components Galvanized Steel). A bolt circle template will be provided.



NOTE: AMERICAN pole options may be specified in designs utilizing Direct Buried anchorage.

Handhole

4"-5" Butt Diameters - 2" x 4" Handhole with curved Lap Style Aluminum Door and two (2) SS Self-Tapping Attaching Screws. A Grounding Provision incorporating a tapped 1/4"-20NC hole is provided.

Vibration Damper

When determined necessary by Hapco, a Vibration Damper will be factory-installed inside the pole shaft. Customer specification of the damper is available.



WARNING: Do not install light pole without luminaire.

www.hapco.com



1 of 2

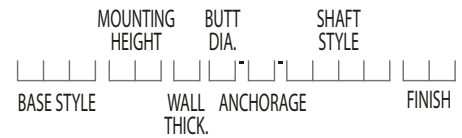
A MTG. HGT.	B WALL THICKNESS	C BUTT DIA.	TOTAL LUM. WEIGHT	90	100	MAXIMUM EPA		130	140	CATALOG NUMBER*
8	0.125	5	100	25.6	20.4	16.5	13.5	11.3	9.5	AMC08B5-3-TF**-**
10	0.125	5	100	19.3	15.3	12.2	9.9	8.1	6.8	AMC10B5-3-TF**-**
	0.188	5	100	29.3	23.4	18.9	15.6	12.9	10.9	AMC10D5-3-TF**-**
12	0.125	5	100	15.1	11.8	9.3	7.4	5.9	4.8	AMC12B5-3-TF**-**
	0.188	5	100	23.5	18.5	14.9	12.1	9.9	8.3	AMC12D5-3-TF**-**
14	0.125	5	100	12.0	9.2	7.1	5.5	4.3	3.4	AMC14B5-3-TF**-**
	0.188	5	100	19.1	14.9	11.8	9.5	7.7	6.3	AMC14D5-3-TF**-**

EPA Notes: Effective Projected Area (EPA) in square feet. EPA's calculated using wind velocity (mph) indicated in accordance with 2015 AASHTO LRFD (7th Edition) using a 50-year design life. Maximum EPA is based on the luminaire weight shown. Increased luminaire weight may reduce maximum EPA. If weight is exceeded, or if other design life or code is required, please consult the factory.

*3-Bolt Base Anchorage shown.
For direct buried design replace -3 in catalog number with -E.

Catalog Number System

The catalog number for Hapco poles utilizes the following identification system.



Catalog Number Example -

AMC 14 D 5 - 3 - TF12 - BA

AMERICAN Clamshell Base, 14' Mounting Height, .188" Wall Thickness, 5" Butt Diameter, 3-Bolt Base, Tapered Fluted Shaft - 12-Flute, Black Powder Coat Finish

Wall Thickness

B = .125"
D = .188"

Butt Dia.

5 = 5"

Anchorage

3 = 3-Bolt Base
E = Direct Buried

Shaft Style

TF12 = Tapered Fluted - 12-Flute

TF16 = Tapered Fluted - 16-Flute

Powder Coat Finish

BA - Black Powder Coat

BH - White Powder Coat

BM - Dark Bronze Powder Coat

BV - Dark Green Powder Coat

GC - Gray Powder Coat

SC - Special Colors*

* Provide RAL # or Sample Color Chip

Mounting Options

Tenon Mount

For Tenon Mount applications specify both Tenon diameter and length.



Flute Options



Tapered Fluted Mounting Heights

Butt Diameter	TF-12 Up To	TF-16 Up To
5"	14'	14'

Direct Buried

Direct Buried Mounting Heights may vary. Contact Hapco for maximum heights available.

CATALOG NUMBER:	QUANTITY:
CUSTOMER NAME:	
PROJECT:	LOCATION:
NOTES:	