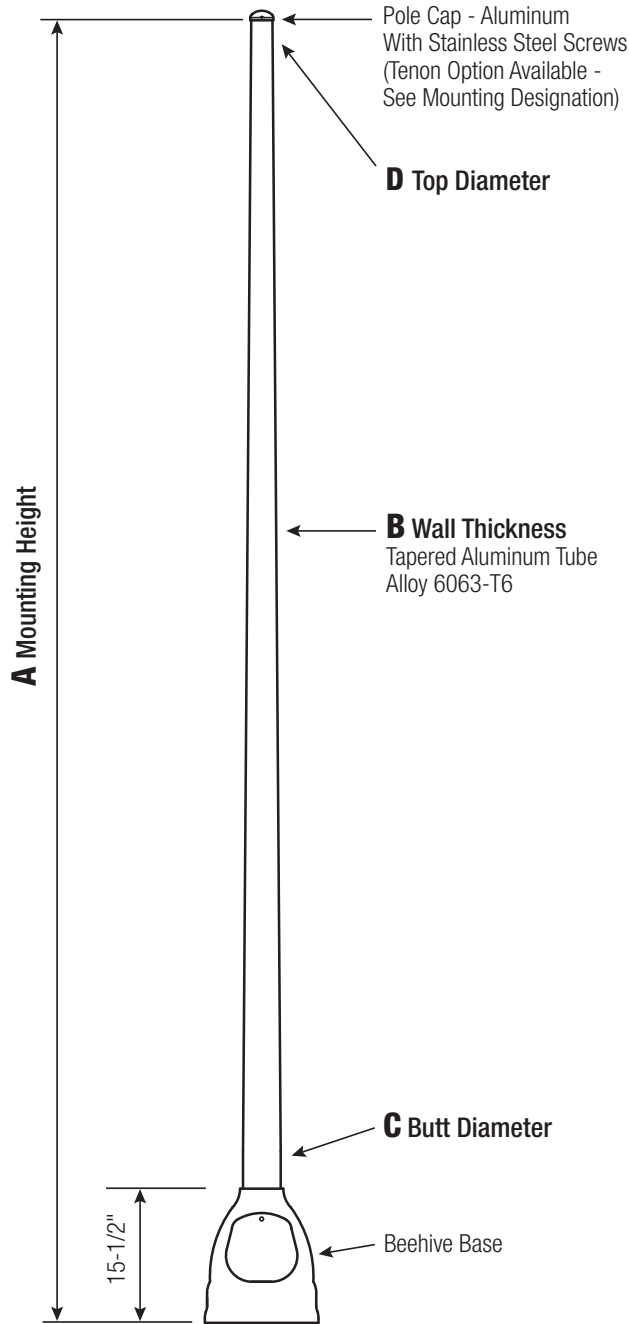


# RTA

## Round Tapered Aluminum Pole No Arm — Beehive Base



Satin Aluminum or Powder Coated Finish per Customer Specification.

<b>C</b> BUTT DIA.	<b>D</b> TOP DIA.	<b>F</b> BOLT CIR. DIA.	<b>G</b> BASE DIA.	<b>H</b> BOLT PROJ.	<b>I</b> BOLT SIZE
4 and 5	3	9	13.125	1.75	.75 x 17 x 3

Dimensions in Inches

### Pole

The pole shaft will be constructed of seamless extruded tube of 6063 Aluminum Alloy per the requirements of ASTM B221. The shaft assembly shall be full-length heat treated after base weld to produce a T6 temper.

### Base Style

Bee Hive Cast Aluminum Transformer Base of Alloy 356-T6 with Aluminum Door and Stainless Steel Attaching Screw.



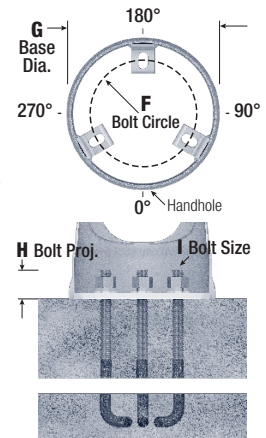
### Handhole

4"-5" Butt Diameters - Contoured 7-1/2" W x 7-1/4" H Door Opening with Flush Mount Aluminum Door (Alloy 43F) and Stainless Steel Hex Head Screw. A Grounding Provision incorporating a 3/8" diameter hole is provided.



### Anchorage

Anchorage Kit will include three (3) L-shaped Steel Anchor Bolts conforming to AASHTO M314-90 Grade 55. Ten inches (10") of Threaded End will be Galvanized per ASTM A153. Kits will contain three (3) Hex Nuts, three (3) Lock Washers, and three (3) Flat Washers (all components Galvanized Steel). A bolt circle template will be provided.



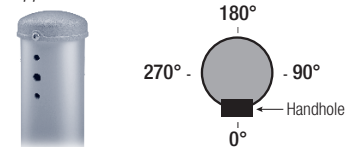
### Vibration Damper

When determined necessary by Hapco, a Vibration Damper will be factory-installed inside the pole shaft. Customer specification of the damper is available.

### Mounting Designation


#### Side Drill Mount

For Side Drill Mount applications specify luminaire type, quantity and orientation. A luminaire drilling template must be supplied at time of order.



#### Tenon Mount - Welded or Spun

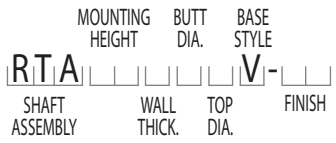
For Tenon Mount applications specify both Tenon diameter (2.375", 2.875", 3.5", etc.) and length (3", 4", etc.). Tenon style is factory option. Welded Tenon can be specified.



A Mtg. Hgt.	B Wall Thickness	C Butt Diameter	TOTAL LUM. WEIGHT	MAXIMUM EPA					OLD Cat. NUMBER	CATALOG NUMBER
				90	100	110	120	130		
06	0.125"	4	100	21.8	17.4	16.2	13.6	11.4	77-001	RTA06B4AV-**-
08	0.125"	4	100	15.4	12.2	11.4	9.4	7.8	77-002	RTA08B4AV-**-
10	0.125"	4	100	11.6	9.0	8.4	6.8	5.6	77-003	RTA10B4AV-**-
10	0.125"	5	100	19.2	15.2	14.2	11.6	9.6	77-017	RTA10B5AV-**-
12	0.125"	4	75	9.0	7.0	6.4	5.0	4.0	77-004	RTA12B4AV-**-
12	0.125"	5	100	15.2	12.0	11.0	9.0	7.4	77-011	RTA12B5AV-**-
14	0.125"	4	50	7.2	5.4	4.8	3.8	3.0	77-005	RTA14B4AV-**-
14	0.125"	5	100	12.2	9.4	8.6	7.0	5.6	77-012	RTA14B5AV-**-
14	0.188"	5	100	19.0	15.0	13.8	11.2	9.2	77-009	RTA14D5AV-**-
16	0.125"	4	30	5.6	4.2	3.8	2.8	2.0	77-006	RTA16B4AV-**-
16	0.125"	5	80	10.0	7.6	6.8	5.4	4.2	77-013	RTA16B5AV-**-
16	0.188"	5	100	15.8	12.2	11.2	9.0	7.4	77-010	RTA16D5AV-**-
18	0.125"	5	55	8.0	6.0	5.4	4.0	3.2	77-007	RTA18B5AV-**-
20	0.125"	5	35	6.6	4.6	4.2	3.0	2.2	77-008	RTA20B5AV-**-
20	0.188"	5	85	10.6	8.0	7.2	5.6	4.4	77-034	RTA20D5AV-**-

**Catalog Number System**

The catalog number for Hapco poles utilizes the following identification system.



**Catalog Number Example -**

**RTA 20 D 5 A V - 01**

Round Tapered Aluminum, 20' Mounting Height, .188" Wall Thickness, 5" Butt Diameter, 3" Top Diameter, Beehive Base, Satin Finish.

**Wall Thickness**

B = .125"  
D = .188"

**Butt Diameter**

4 = 4"  
5 = 5"

**Top Diameter**

A = 3"

**Base Style**

V = Beehive Base

**Finish**

- O1 = Satin Aluminum
- BA = Black Powder Coat
- BH = White Powder Coat
- BM = Dark Bronze Powder Coat
- BV = Dark Green Powder Coat
- GC = Gray Powder Coat
- \*\* = Specify Finish



**EPA Notes:**

Effective Projected Area (EPA) in square feet. EPA's calculated using wind velocity (mph) indicated in accordance with 2009 AASHTO LTS-5 using a 25 year design life. Maximum EPA is based on the luminaire weight shown. Increased luminaire weight may reduce the maximum EPA. If weight is exceeded, or if other design life or code is required, please consult the factory.