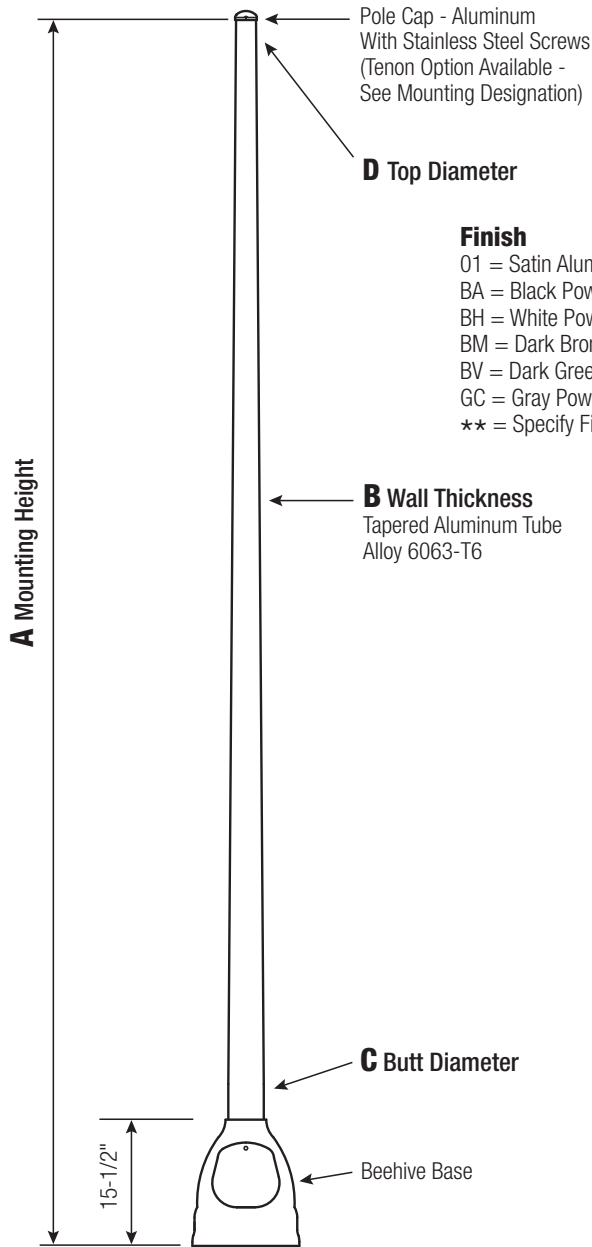


# RTA

## Round Tapered Aluminum Pole No Arm — Beehive Base



**WARNING:**  
Do not install light pole without luminaire.

Satin Aluminum or Powder Coated  
Finish per Customer Specification.

A Mtg. Hgt.	B Wall Thickness	C Butt Diameter	TOTAL LUM. WEIGHT	MAXIMUM EPA					OLD CAT. NUMBER	CATALOG NUMBER
				90	100	110	120	130		
16	0.125"	5	80	10.0	7.6	6.8	5.4	4.2	77-013	RTA16B5AV-**

C BUTT DIA.	D TOP DIA.	F BOLT CIR. DIA.	G BASE DIA.	H BOLT PROJ.	I BOLT SIZE
5	3	9	13.125	1.75	.75 x 17 x 3

Dimensions in Inches

CUSTOMER NAME:	
PROJECT:	LOCATION:
NOTES:	QUANTITY:

# RTA16B5AV

CATALOG NUMBER

FINISH

### Pole

The pole shaft will be constructed of seamless extruded tube of 6063 Aluminum Alloy per the requirements of ASTM B221. The shaft assembly shall be full-length heat treated after base weld to produce a T6 temper.

### Base Style

Bee Hive Cast  
Aluminum Transformer  
Base of Alloy 356-T6  
with Aluminum Door  
and Stainless Steel  
Attaching Screw.

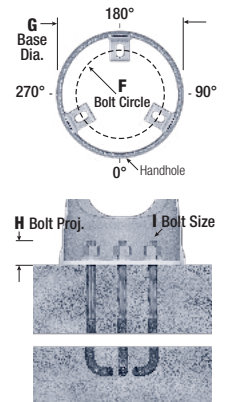


### Handhole

Contoured 7-1/2" W x 7-1/4" H Door Opening with  
Flush Mount Aluminum Door (Alloy 43F) and Stainless  
Steel Hex Head Screw. A Grounding Provision  
incorporating a 3/8" diameter hole is provided.

### Anchorage

Anchorage Kit will  
include three (3)  
L-shaped Steel Anchor  
Bolts conforming to  
AASHTO M314-90  
Grade 55. Ten inches  
(10") of Threaded End  
will be Galvanized per  
ASTM A153. Kits will  
contain three (3) Hex  
Nuts, three (3) Lock  
Washers, and three  
(3) Flat Washers (all  
components Galvanized  
Steel). A bolt circle  
template will  
be provided.

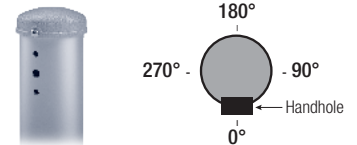


### Vibration Damper

When determined necessary by Hapco, a Vibration  
Damper will be factory-installed inside the pole shaft.  
Customer specification of the damper is available.

### Mounting Designation

**Side Drill Mount** - For Side Drill Mount applications  
specify luminaire type, quantity and orientation.  
A luminaire drilling template must be supplied at time  
of order.



### Tenon Mount - Welded or Spun

For Tenon Mount applications  
specify both Tenon diameter  
(2.375", 2.875", 3.5", etc.) and  
length (3", 4", etc.). Tenon style  
is factory option. Welded Tenon  
can be specified.



**EPA Notes:** Effective Projected Area (EPA) in square feet. EPA's  
calculated using wind velocity (mph) indicated in accordance with  
2009 AASHTO LTS-5 using a 25 year design life. Maximum EPA is  
based on the luminaire weight shown. Increased luminaire weight  
may reduce the maximum EPA. If weight is exceeded, or if other  
design life or code is required, please consult the factory.



26252 Hillman Highway  
Abingdon, VA 24210  
800.368.7171  
www.hapco.com