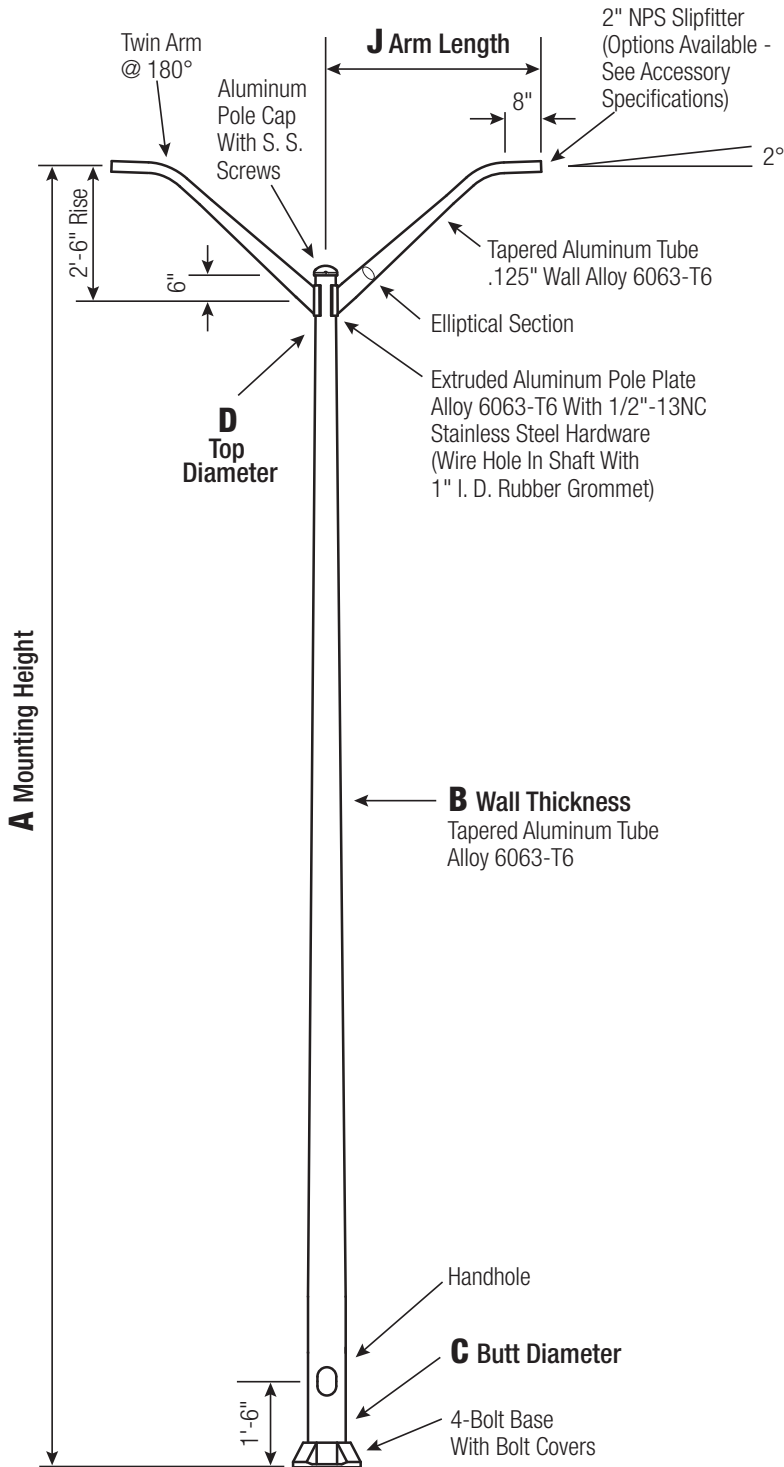


# RTA

## Round Tapered Aluminum Pole with Arms Double Mast — 4-Bolt Base



Satin Aluminum or Powder Coated Finish per Customer Specification.

C BUTT DIA.	D TOP DIA.	F BOLT CIR. DIA.	G BASE SQ.	H BOLT PROJ.	I BOLT SIZE
6	4.5	9 - 10	9.75	2.75	1 x 36 x 4
7	4.5	10 - 11	10.5	2.75	1 x 36 x 4
8	4.5	11 - 12	11.25	2.75	1 x 36 x 4
10	6	14 - 15	14	3.25	1 x 48 x 4

Dimensions in Inches

### Pole

Shaft and arms will be constructed of seamless extruded tube of 6063 Aluminum Alloy per the requirements of ASTM B221. The shaft assembly shall be full-length heat treated after base weld to produce a T6 temper.

### Base Style

4-Bolt Cast Aluminum Base Flange of Alloy 356-T6 with Aluminum Bolt Covers (Alloy 356-F) and Stainless Steel Hex Head Attaching Screws.



### Handhole

**6" Butt Diameter** - Reinforced, 3" x 5" curved Cast Aluminum Frame (Alloy 356-T6) with Aluminum Door and two (2) SS Hex Head Screws. A Grounding Provision incorporating a 3/8" diameter hole is provided opposite the Handhole.


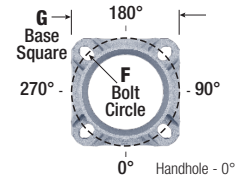
**7"+ Butt Diameters** - Reinforced, 4" x 6" curved Cast Aluminum Frame (Alloy 356-T6) with Aluminum Door and two (2) SS Hex Head Screws. Reinforced Frame will contain a tapped 3/8"-16NC Grounding Provision.



### Anchorage

Anchorage Kit will include four (4) L-shaped Steel Anchor Bolts conforming to AASHTO M314-90 Grade 55. Ten inches (10") of threaded end will be galvanized per ASTM A153.

Kits will contain four (4) Hex Nuts, four (4) Lock Washers, and four (4) Flat Washers (all components Galvanized Steel). A bolt circle template will be provided.



### Vibration Damper

When determined necessary by Hapco, a Vibration Damper will be factory-installed inside the pole shaft. Customer specification of the damper is available.

A Mtg. Hgt.	B WALL THICKNESS	C BUTT DIAMETER	J ARM LENGTH	Lum. WEIGHT	MAXIMUM EPA PER ARM					OLD CAT. NUMBER	CATALOG NUMBER
					90	100	110	120	130		
20	0.156"	6	4'	55	5.6	4.0	3.6	2.6	2.0	22-082	RTA20C6B4M24-**-
20	0.156"	6	6'	45	5.8	4.0	3.4	2.3	1.5	22-085	RTA20C6B4M26-**-
20	0.156"	6	8'	55	5.6	3.6	3.2	2.1	1.4	22-087	RTA20C6B4M28-**-
20	0.188"	6	4'	55	5.0	3.4	3.0	2.1	1.4	22-002	RTA20D6B4M24-**-
20	0.188"	6	6'	60	7.8	5.6	5.0	3.7	2.8	22-005	RTA20D6B4M26-**-
20	0.188"	6	8'	55	7.0	4.8	4.2	3.0	2.1	22-007	RTA20D6B4M28-**-
20	0.156"	7	6'	60	8.4	6.2	5.7	4.4	3.4	22-095	RTA20C7B4M26-**-
20	0.156"	7	8'	70	7.6	5.4	4.8	3.6	2.7	22-097	RTA20C7B4M28-**-
20	0.188"	7	6'	60	8.6	6.8	6.2	5.3	4.1	22-015	RTA20D7B4M26-**-
20	0.188"	7	8'	45	5.8	4.1	3.6	2.3	1.4	22-017	RTA20D7B4M28-**-
25	0.156"	6	4'	45	4.2	2.7	2.2	1.3	-	22-412	RTA25C6B4M24-**-
25	0.188"	6	4'	40	5.8	4.0	3.5	2.4	1.6	22-282	RTA25D6B4M24-**-
25	0.188"	6	8'	60	7.8	6.2	5.8	5.0	3.8	22-287	RTA25D6B4M28-**-
25	0.156"	7	4'	70	7.2	5.3	4.8	3.7	2.8	22-362	RTA25C7B4M24-**-
25	0.156"	7	6'	40	6.4	5.0	4.6	3.8	3.0	22-365	RTA25C7B4M26-**-
25	0.156"	7	8'	60	9.2	7.4	6.6	5.1	3.9	22-367	RTA25C7B4M28-**-
25	0.188"	7	4'	60	8.2	6.0	5.4	4.2	3.2	22-292	RTA25D7B4M24-**-
25	0.188"	7	6'	40	2.5	1.3	0.9	-	-	22-295	RTA25D7B4M26-**-
25	0.188"	7	8'	45	5.8	4.4	4.2	3.4	2.8	22-297	RTA25D7B4M28-**-
25	0.156"	8	4'	60	6.6	4.7	4.2	3.1	2.3	22-372	RTA25C8B4M24-**-
25	0.156"	8	6'	55	3.0	1.8	1.5	-	-	22-375	RTA25C8B4M26-**-
25	0.188"	8	6'	45	4.5	3.0	2.6	1.7	1.1	22-305	RTA25D8B4M26-**-
25	0.188"	8	8'	40	2.7	1.4	1.1	-	-	22-307	RTA25D8B4M28-**-
30	0.156"	7	4'	45	6.6	5.3	4.7	3.4	2.5	22-692	RTA30C7B4M24-**-
30	0.156"	7	6'	45	5.5	3.8	3.3	2.4	1.7	22-695	RTA30C7B4M26-**-
30	0.188"	7	4'	55	2.9	1.7	1.4	-	-	22-572	RTA30D7B4M24-**-
30	0.156"	8	4'	60	9.0	7.2	6.6	5.6	4.4	22-642	RTA30C8B4M24-**-
30	0.156"	8	6'	40	4.9	3.2	2.7	1.8	1.1	22-645	RTA30C8B4M26-**-
30	0.156"	8	8'	60	2.0	-	-	-	-	22-647	RTA30C8B4M28-**-
30	0.188"	8	4'	40	4.2	2.8	2.4	1.7	1.1	22-582	RTA30D8B4M24-**-
30	0.188"	8	6'	40	4.1	2.4	2.0	1.0	-	22-585	RTA30D8B4M26-**-
30	0.188"	8	8'	45	5.2	3.4	2.9	2.0	1.3	22-587	RTA30D8B4M28-**-
30	0.250"	8	6'	70	7.2	5.2	4.6	3.5	2.6	22-605	RTA30F8B4M26-**-
30	0.250"	8	8'	55	4.4	2.7	2.3	1.3	-	22-607	RTA30F8B4M28-**-
30	0.188"	10	4'	40	6.8	5.2	4.8	4.0	3.2	22-662	RTA30D1C4M24-**-
35	0.156"	8	4'	40	2.9	1.5	1.1	-	-	22-922	RTA35C8B4M24-**-
35	0.188"	8	4'	45	4.9	3.3	2.8	1.9	1.2	22-862	RTA35D8B4M24-**-
35	0.188"	8	6'	45	6.0	4.0	3.4	2.2	1.4	22-865	RTA35D8B4M26-**-
35	0.188"	8	8'	55	6.8	4.8	4.4	3.2	2.2	22-867	RTA35D8B4M28-**-
35	0.219"	8	6'	60	8.2	6.4	6.0	5.2	4.0	22-875	RTA35E8B4M26-**-
35	0.250"	8	4'	45	4.1	2.5	2.1	1.2	-	22-882	RTA35F8B4M24-**-
35	0.250"	8	6'	45	6.0	4.6	4.4	3.4	2.8	22-885	RTA35F8B4M26-**-
35	0.250"	8	8'	45	5.6	4.2	3.6	2.4	1.5	22-887	RTA35F8B4M28-**-
35	0.188"	10	4'	45	5.5	3.9	3.4	2.5	1.8	22-942	RTA35D1C4M24-**-
35	0.188"	10	6'	55	6.6	4.6	4.1	2.9	2.1	22-945	RTA35D1C4M26-**-
35	0.188"	10	8'	45	3.8	2.0	1.6	-	-	22-947	RTA35D1C4M28-**-
40	0.188"	8	4'	70	7.2	5.2	4.7	3.6	2.7	50701-041	RTA40D8B4M24-**-
40	0.188"	8	6'	55	3.1	1.8	1.5	-	-	50701-001	RTA40D8B4M26-**-
40	0.250"	8	4'	55	6.6	4.6	4.1	3.0	2.2	50701-045	RTA40F8B4M24-**-
40	0.250"	8	6'	45	3.4	1.8	1.4	-	-	50701-009	RTA40F8B4M26-**-
40	0.250"	8	8'	40	5.6	4.4	4.0	3.2	2.6	50701-010	RTA40F8B4M28-**-
40	0.188"	10	6'	60	9.6	7.4	7.0	5.6	4.6	50701-013	RTA40D1C4M26-**-
40	0.188"	10	8'	60	7.6	6.4	5.8	4.4	3.3	50701-014	RTA40D1C4M28-**-
40	0.219"	10	6'	45	4.8	3.1	2.7	1.8	1.2	50701-015	RTA40E1C4M26-**-
40	0.219"	10	8'	45	5.6	4.4	4.0	3.2	2.6	50701-016	RTA40E1C4M28-**-
40	0.250"	10	6'	45	4.2	2.5	2.1	1.2	-	50701-017	RTA40F1C4M26-**-
40	0.250"	10	8'	60	7.6	6.0	5.6	4.6	3.8	50701-018	RTA40F1C4M28-**-



**Catalog Number System**

The catalog number for Hapco poles utilizes the following identification system.



**Catalog Number Example -**

**RTA 30 D 8 B 4 M 2 6 - 01**

Round Tapered Aluminum, 30' Mounting Height, .188" Wall Thickness, 8" Butt Diameter, 4.5" Top Diameter, 4-Bolt Base, Mast Arm, Double, 6' Arm Length, Satin Aluminum Finish.

**Wall Thickness**

- C = .156"
- D = .188"
- E = .219"
- F = .250"

**Butt Diameter**

- 6 = 6"
- 7 = 7"
- 8 = 8"
- 1 = 10"

**Top Diameter**

- B = 4.5"
- C = 6"

**Base Style**

- 4 = 4-Bolt Base

**Arm Style**

- M = Mast

**Arm Quantity**

- 2 = Double

**Arm Length**

- 4 = 4'
- 6 = 6'
- 8 = 8'

**Finish**

- O1 = Satin Aluminum
- BA = Black Powder Coat
- BH = White Powder Coat
- BM = Dark Bronze Powder Coat
- BV = Dark Green Powder Coat
- GC = Gray Powder Coat
- \*\* = Specify Finish

**EPA Notes:**

Effective Projected Area (EPA) in square feet. EPA's calculated using wind velocity (mph) indicated in accordance with 2009 AASHTO LTS-5 using a 25 year design life. Maximum EPA is based on the luminaire weight shown. Increased luminaire weight may reduce the maximum EPA. If weight is exceeded, or if other design life or code is required, please consult the factory.