

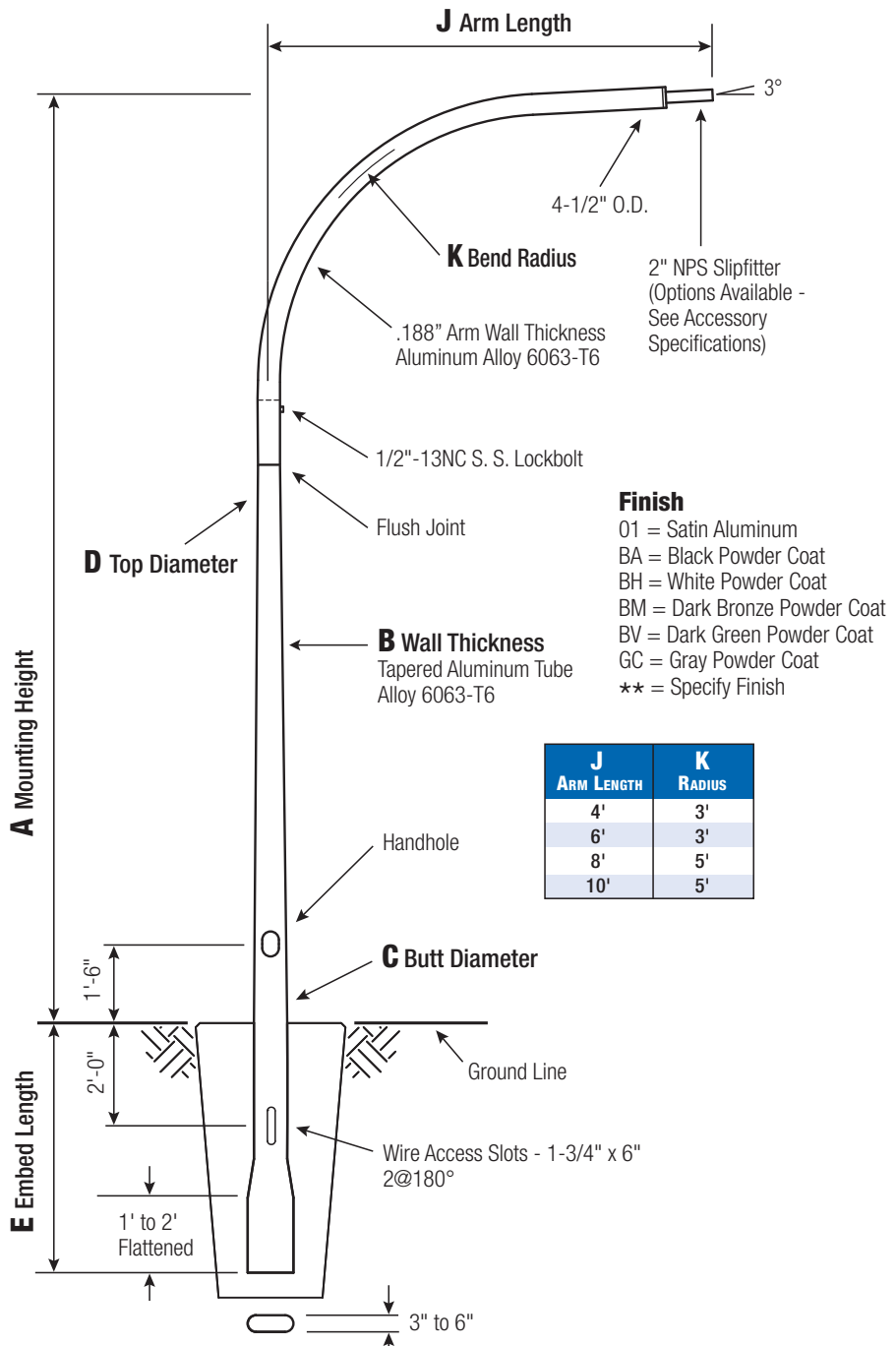
RTA

Round Tapered Aluminum Pole with Arms Single Davit — Direct Buried

RTA40F8BED1A

CATALOG NUMBER

FINISH



Finish
 01 = Satin Aluminum
 BA = Black Powder Coat
 BH = White Powder Coat
 BM = Dark Bronze Powder Coat
 BV = Dark Green Powder Coat
 GC = Gray Powder Coat
 ** = Specify Finish

J ARM LENGTH	K RADIUS
4'	3'
6'	3'
8'	5'
10'	5'

Pole


The pole shaft will be constructed of seamless extruded tube of 6063 Aluminum Alloy per the requirements of ASTM B221. The shaft assembly shall be full-length heat treated to produce a T6 temper.

Handhole

Reinforced, 4" x 6" curved Cast Aluminum Frame (Alloy 356-T6) with Aluminum Door and two (2) SS Hex Head Screws. Reinforced Frame will contain a tapped 3/8"-16NC Grounding Provision.

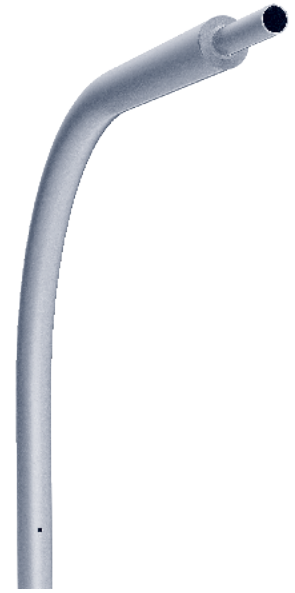
Embed Detail

Direct Buried Pole bottom section on 6"+ butt diameter poles will be partially flattened into an anti-rotational, oval cross section. Wire access will be provided 24" below ground line. Soil conditions vary by site. Foundation requirements should be determined by a qualified Structural Engineer with knowledge of jobsite soil conditions.



Vibration Damper

When determined necessary by Hapco, a Vibration Damper will be factory-installed inside the pole shaft. Customer specification of the damper is available.



WARNING: Do not install light pole without luminaire. Satin Aluminum or Powder Coated Finish per Customer Specification.

A Mtg. Hgt.	B WALL THICKNESS	C BUTT DIAMETER	J ARM LENGTH	LUM. WEIGHT	MAXIMUM EPA					OLD CAT. NUMBER	CATALOG NUMBER
					90	100	110	120	130		
40	0.250"	8	10'	35	12.5	9.1	8.0	5.6	3.9	40-340	RTA40F8BED1A-**

C BUTT DIA.	D TOP DIA.	E EMBED
8	4.5	5'

C and D Dimensions in Inches

CUSTOMER NAME:	
PROJECT:	LOCATION:
NOTES:	QUANTITY:

EPA Notes: Effective Projected Area (EPA) in square feet. EPA's calculated using wind velocity (mph) indicated in accordance with 2009 AASHTO LTS-5 using a 25 year design life. Maximum EPA is based on the luminaire weight shown. Increased luminaire weight may reduce the maximum EPA. If weight is exceeded, or if other design life or code is required, please consult the factory.



26252 Hillman Highway
 Abingdon, VA 24210
 800.368.7171
 www.hapco.com