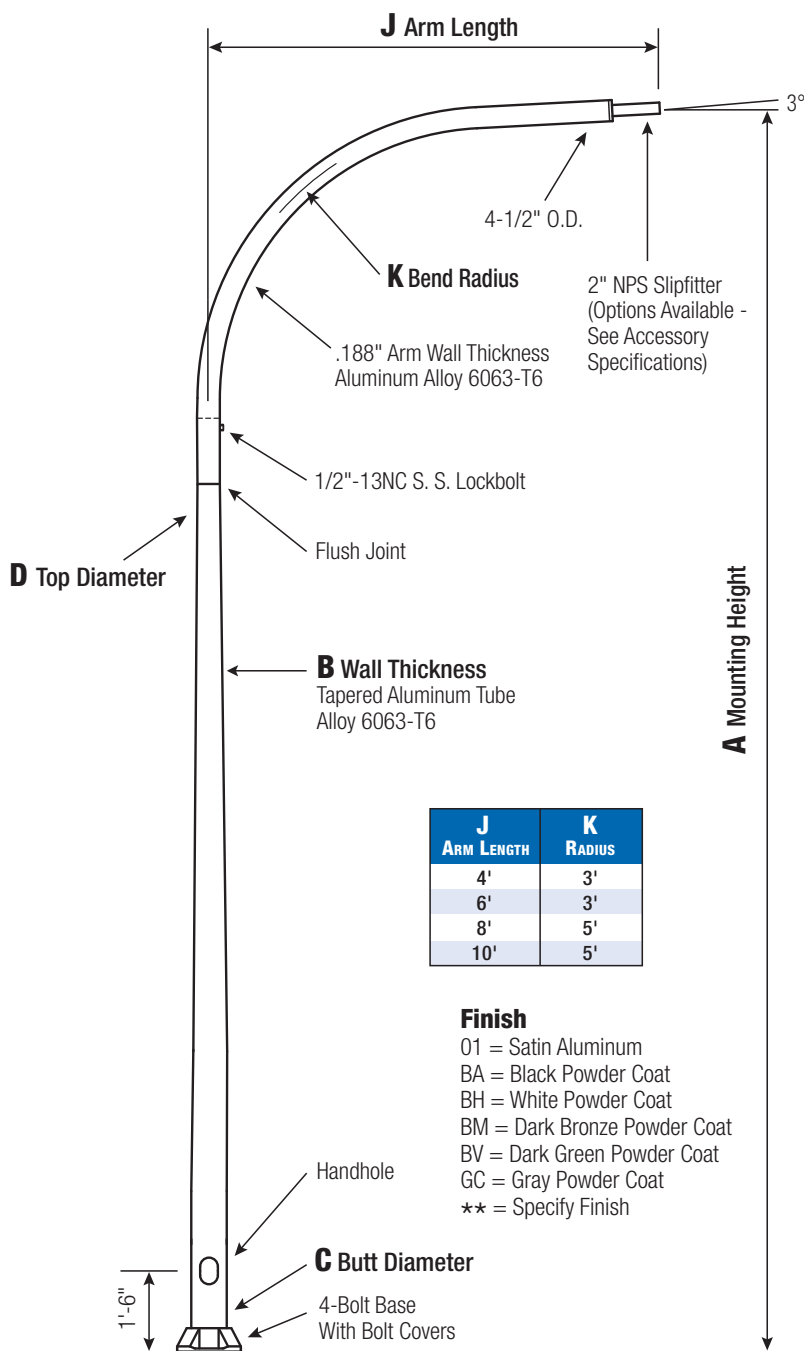


RTA

Round Tapered Aluminum Pole with Arms Single Davit — 4-Bolt Base



J ARM LENGTH	K RADIUS
4'	3'
6'	3'
8'	5'
10'	5'

Finish

01 = Satin Aluminum
 BA = Black Powder Coat
 BH = White Powder Coat
 BM = Dark Bronze Powder Coat
 BV = Dark Green Powder Coat
 GC = Gray Powder Coat
 ** = Specify Finish

RTA40E8B4D16

CATALOG NUMBER


FINISH

Pole

Shaft and arm will be constructed of seamless extruded tube of 6063 Aluminum Alloy per the requirements of ASTM B221. The shaft assembly shall be full-length heat treated after base weld to produce a T6 temper.

Base Style

4-Bolt Cast Aluminum
 Base Flange of Alloy
 356-T6 with Aluminum
 Bolt Covers (Alloy 356-F)
 and Stainless Steel Hex
 Head Attaching Screws.

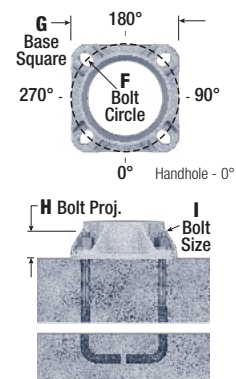


Handhole

Reinforced, 4" x 6" curved Cast Aluminum Frame (Alloy 356-T6) with Aluminum Door and two (2) SS Hex Head Screws. Reinforced Frame will contain a tapped 3/8"-16NC Grounding Provision.

Anchorage

Anchorage Kit will
 include four (4) L-shaped
 Steel Anchor Bolts
 conforming to AASHTO
 M314-90 Grade 55. Ten
 inches (10") of threaded
 end will be galvanized
 per ASTM A153.
 Kits will contain four (4)
 Hex Nuts, four (4) Lock
 Washers, and four (4)
 Flat Washers
 (all components
 Galvanized Steel). A bolt
 circle template will
 be provided.



Vibration Damper

When determined necessary by Hapco, a Vibration Damper will be factory-installed inside the pole shaft. Customer specification of the damper is available.



WARNING:
Do not install light pole without luminaire.

Satin Aluminum or Powder Coated
Finish per Customer Specification.

A MTG. HGT.	B WALL THICKNESS	C BUTT DIAMETER	J ARM LENGTH	LUM. WEIGHT	MAXIMUM EPA					OLD CAT. NUMBER	CATALOG NUMBER
40	0.219"	8	6'	35	90	100	110	120	130	41-332	RTA40E8B4D16-**
					9.2	6.0	5.2	3.4	2.1		

C BUTT DIA.	D TOP DIA.	F BOLT CIR. DIA.	G BASE SQ.	H BOLT PROJ.	I BOLT SIZE
8	4.5	11 - 12	11.25	2.75	1 x 36 x 4

Dimensions in Inches

CUSTOMER NAME:

PROJECT:

LOCATION:

NOTES:

QUANTITY:



26252 Hillman Highway
 Abingdon, VA 24210
 800.368.7171
 www.hapco.com

EPA Notes: Effective Projected Area (EPA) in square feet. EPA's
 calculated using wind velocity (mph) indicated in accordance with
 2009 AASHTO LTS-5 using a 25 year design life. Maximum EPA is
 based on the luminaire weight shown. Increased luminaire weight
 may reduce the maximum EPA. If weight is exceeded, or if other
 design life or code is required, please consult the factory.