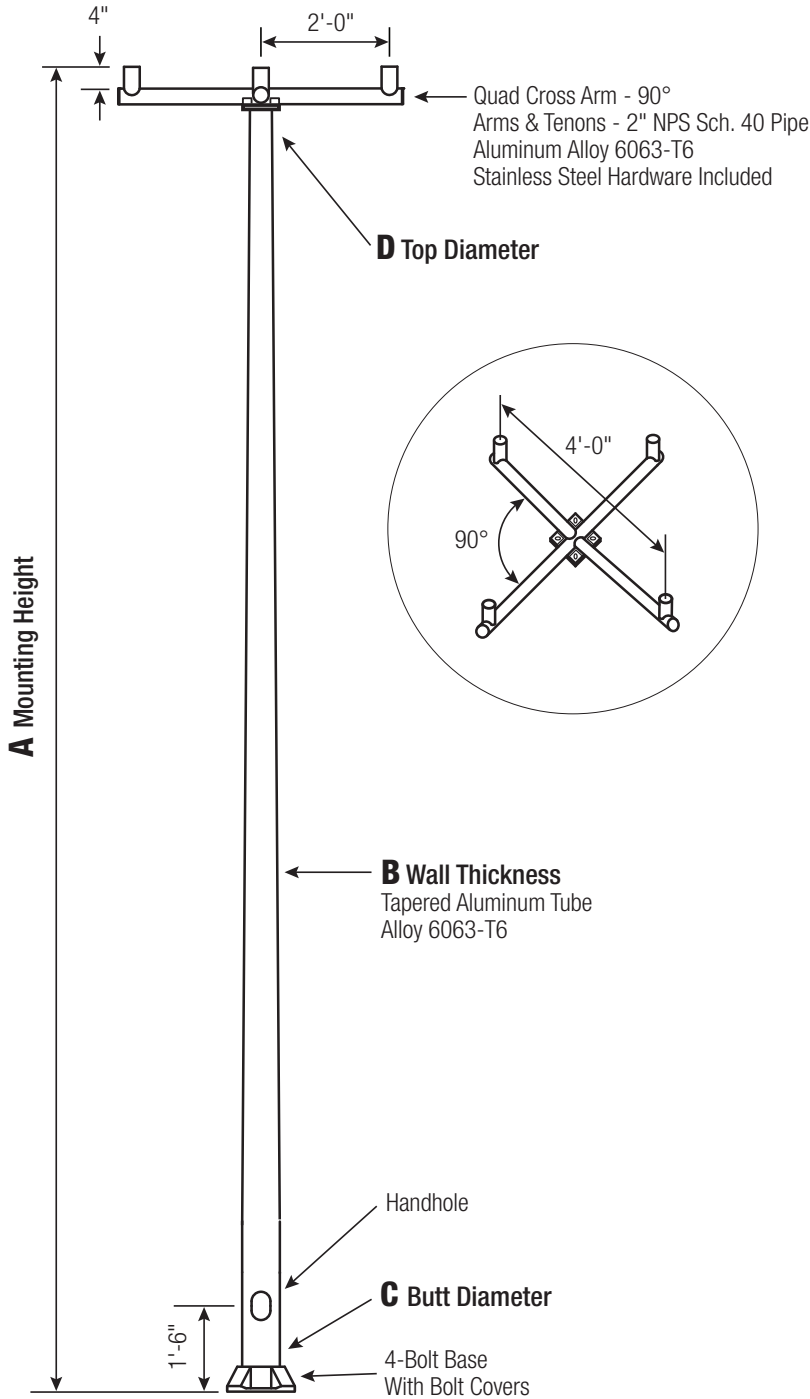


RTA

Round Tapered Aluminum Pole with Arms Quad Cross Arm 90° — 4-Bolt Base



Satin Aluminum or Powder Coated Finish per Customer Specification.

C BUTT DIA.	D TOP DIA.	F BOLT CIR. DIA.	G BASE SQ.	H BOLT PROJ.	I BOLT SIZE
6	4.5	9 - 10	9.75	2.75	1 x 36 x 4
7	4.5	10 - 11	10.5	2.75	1 x 36 x 4
8	4.5	11 - 12	11.25	2.75	1 x 36 x 4
10 Up To .250"	6	14 - 15	14	3.25	1 x 48 x 4
10 .312" +	6	14 - 15	14	3.25	1.25 x 48 x 6
12*	6	16 - 18	17	3.75	1.25 x 48 x 6

*Two-Piece Pole Design

Dimensions in Inches

Pole

Shaft and arm will be constructed of seamless extruded tube of 6063 Aluminum Alloy per the requirements of ASTM B221. The shaft assembly shall be full-length heat treated after base weld to produce a T6 temper.

Base Style

4-Bolt Cast Aluminum Base Flange of Alloy 356-T6 with Aluminum Bolt Covers (Alloy 356-F) and Stainless Steel Hex Head Attaching Screws.



Handhole

6" Butt Diameter - Reinforced, 3" x 5" curved Cast Aluminum Frame (Alloy 356-T6) with Aluminum Door and two (2) SS Hex Head Screws. A Grounding Provision incorporating a 3/8" diameter hole is provided opposite the Handhole.


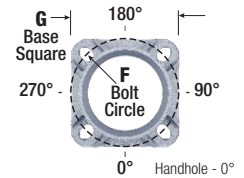
7"+ Butt Diameters - Reinforced, 4" x 6" curved Cast Aluminum Frame (Alloy 356-T6) with Aluminum Door and two (2) SS Hex Head Screws. Reinforced Frame will contain a tapped 3/8"-16NC Grounding Provision.



Anchorage

Anchorage Kit will include four (4) L-shaped Steel Anchor Bolts conforming to AASHTO M314-90 Grade 55. Ten inches (10") of threaded end will be galvanized per ASTM A153.

Kits will contain four (4) Hex Nuts, four (4) Lock Washers, and four (4) Flat Washers (all components Galvanized Steel). A bolt circle template will be provided.



Vibration Damper

When determined necessary by Hapco, a Vibration Damper will be factory-installed inside the pole shaft. Customer specification of the damper is available.

A Mtg. Hgt.	B WALL THICKNESS	C BUTT DIAMETER	LUM. WEIGHT	MAXIMUM EPA PER TENON					CATALOG NUMBER
				90	100	110	120	130	
20	0.156"	6	25	1.8	1.0	-	-	-	RTA20C6B4FD0-**
20	0.188"	6	30	2.6	1.8	1.4	-	-	RTA20D6B4FD0-**
20	0.156"	7	35	3.4	2.4	2.0	1.4	-	RTA20C7B4FD0-**
20	0.188"	7	25	4.6	3.2	3.0	2.2	1.6	RTA20D7B4FD0-**
20	0.188"	8	50	6.6	5.0	4.6	3.6	2.8	RTA20D8B4FD0-**
25	0.188"	6	25	1.2	-	-	-	-	RTA25D6B4FD0-**
25	0.156"	7	40	1.8	-	-	-	-	RTA25C7B4FD0-**
25	0.188"	7	30	2.6	1.6	1.4	-	-	RTA25D7B4FD0-**
25	0.156"	8	30	3.2	2.2	1.8	1.2	-	RTA25C8B4FD0-**
25	0.188"	8	25	4.4	3.0	2.8	2.0	1.4	RTA25D8B4FD0-**
25	0.219"	8	35	5.4	4.0	3.6	2.6	2.0	RTA25E8B4FD0-**
25	0.250"	8	45	6.4	4.8	4.2	3.4	2.6	RTA25F8B4FD0-**
30	0.188"	7	30	1.2	-	-	-	-	RTA30D7B4FD0-**
30	0.156"	8	40	1.6	-	-	-	-	RTA30C8B4FD0-**
30	0.188"	8	30	2.6	1.6	1.4	-	-	RTA30D8B4FD0-**
30	0.219"	8	30	3.4	2.4	2.0	1.4	-	RTA30E8B4FD0-**
30	0.250"	8	30	4.4	3.0	2.8	2.0	1.4	RTA30F8B4FD0-**
30	0.188"	10	40	6.0	4.4	4.0	3.2	2.4	RTA30D1C4FD0-**
30	0.219"	10	55	7.2	5.6	5.0	4.0	3.2	RTA30E1C4FD0-**
30	0.250"	10	70	8.6	6.6	6.0	4.8	3.8	RTA30F1C4FD0-**
35	0.188"	8	30	1.4	-	-	-	-	RTA35D8B4FD0-**
35	0.219"	8	25	2.2	1.2	-	-	-	RTA35E8B4FD0-**
35	0.250"	8	35	2.8	1.8	1.4	-	-	RTA35F8B4FD0-**
35	0.188"	10	30	4.2	3.0	2.6	2.0	1.4	RTA35D1C4FD0-**
35	0.219"	10	35	5.2	4.0	3.6	2.6	2.0	RTA35E1C4FD0-**
35	0.250"	10	45	6.4	4.8	4.4	3.4	2.6	RTA35F1C4FD0-**
40	0.250"	8	35	1.6	-	-	-	-	RTA40F8B4FD0-**
40	0.188"	10	35	2.6	1.8	1.6	-	-	RTA40D1C4FD0-**
40	0.219"	10	25	3.8	2.6	2.4	1.6	1.2	RTA40E1C4FD0-**
40	0.250"	10	25	4.6	3.4	3.0	2.2	1.6	RTA40F1C4FD0-**
40	0.312"	10	45	6.4	4.8	4.4	3.4	2.6	RTA40G1C4FD0-**
45	0.188"	10	35	1.6	-	-	-	-	RTA45D1C4FD0-**
45	0.219"	10	30	2.4	1.6	1.4	-	-	RTA45E1C4FD0-**
45	0.250"	10	30	3.2	2.2	2.0	1.4	-	RTA45F1C4FD0-**
45	0.312"	10	25	5.0	3.6	3.2	2.4	1.8	RTA45G1C4FD0-**
45	0.250"	12	45	6.6	4.8	4.4	3.4	2.6	RTA45F2C4FD0-**
45	0.312"	12	70	8.8	6.8	6.2	4.8	3.8	RTA45G2C4FD0-**
45	0.375"	12	85	10.0	7.7	7.0	5.5	4.4	RTA45H2C4FD0-**

Catalog Number System

The catalog number for Hapco poles utilizes the following identification system.



Catalog Number Example -

RTA 30 D 8 B 4 F D 0 - 01

Round Tapered Aluminum, 30' Mounting Height, .188" Wall Thickness, 8" Butt Diameter, 4.5" Top Diameter, 4-Bolt Base, Cross Arm, Quad - 90°, Standard Arm Length, Satin Aluminum Finish.

Wall Thickness

- C = .156"
- D = .188"
- E = .219"
- F = .250"
- G = .312"
- H = .375"

Butt Diameter

- 6 = 6"
- 7 = 7"
- 8 = 8"
- 1 = 10"
- 2 = 12"

Top Diameter

- B = 4.5"
- C = 6"

Base Style

- 4 = 4-Bolt Base

Arm Style

- F = Cross Arm

Arm Quantity

- D = Quad - 90°

Arm Length

- 0 = Standard Length

Finish

- O1 = Satin Aluminum
- BA = Black Powder Coat
- BH = White Powder Coat
- BM = Dark Bronze Powder Coat
- BV = Dark Green Powder Coat
- GC = Gray Powder Coat
- ** = Specify Finish



EPA Notes:

Effective Projected Area (EPA) in square feet. EPA's calculated using wind velocity (mph) indicated in accordance with 2009 AASHTO LTS-5 using a 25 year design life. Maximum EPA is based on the luminaire weight shown. Increased luminaire weight may reduce the maximum EPA. If weight is exceeded, or if other design life or code is required, please consult the factory.