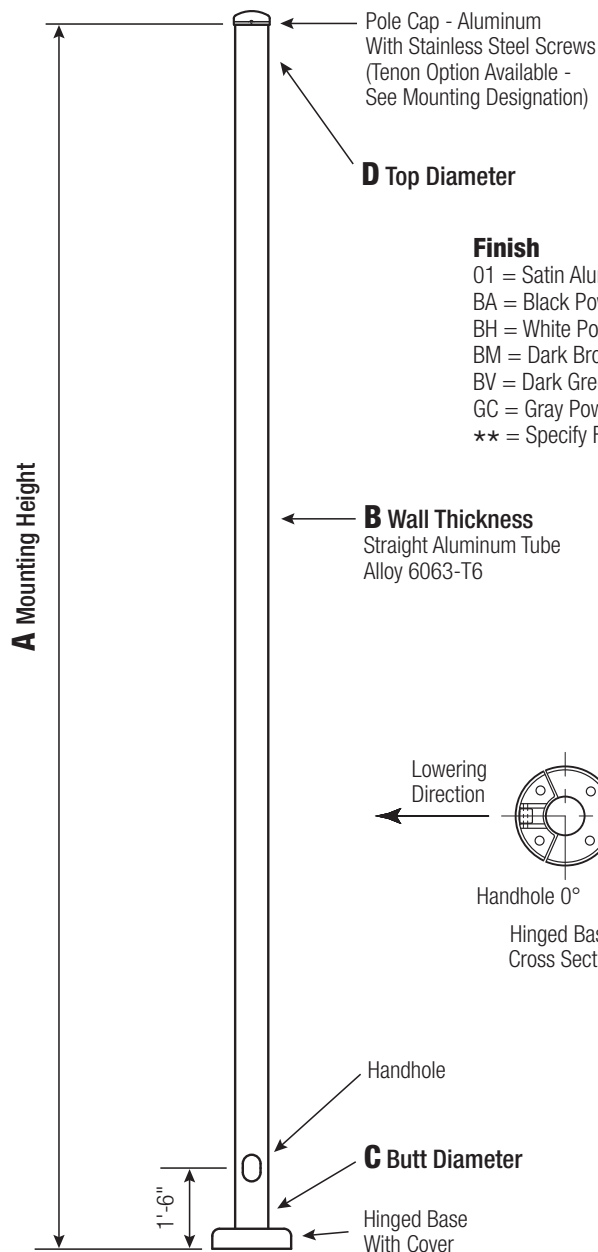


# RSA

## Round Straight Aluminum Pole No Arm — Hinged Base



### Finish

01 = Satin Aluminum  
BA = Black Powder Coat  
BH = White Powder Coat  
BM = Dark Bronze Powder Coat  
BV = Dark Green Powder Coat  
GC = Gray Powder Coat  
\*\* = Specify Finish

**WARNING:**  
Do not install light pole without luminaire.

Satin Aluminum or Powder Coated  
Finish per Customer Specification.

A MTG. HGT.	B WALL THICKNESS	C BUTT DIAMETER	TOTAL LUM. WEIGHT	MAXIMUM EPA					OLD CAT. NUMBER	CATALOG NUMBER
16	0.125"	4	55	90	100	110	120	130		
				2.8	1.7	1.4	-	-		RSA16B4-H-**

C BUTT DIA.	D TOP DIA.	F BOLT CIR. DIA.	G COVER DIA.	H BOLT PROJ.	I BOLT SIZE
4	4	7	9.75	2	.75 x 17 x 3

Dimensions in Inches

CUSTOMER NAME:	
PROJECT:	LOCATION:
NOTES:	QUANTITY:

# RSA16B4-H

CATALOG NUMBER

FINISH

### Pole

The pole shaft will be constructed of seamless extruded tube of 6063 Aluminum Alloy per the requirements of ASTM B221. The shaft assembly shall be full-length heat treated after base weld to produce a T6 temper.

### Base Style

Hinged Cast Aluminum  
Base Flange of Alloy  
356-T6 with 2-Piece  
Cast Aluminum Base  
Cover and Stainless  
Steel Tamper-Resistant  
Attaching Screws.

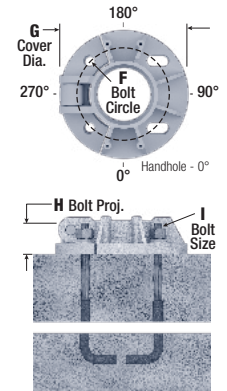


### Handhole

2" x 4" Handhole with curved Lap Style Aluminum  
Door and two (2) Stainless Steel Self-Tapping Attaching  
Screws. A Grounding Provision incorporating a tapped  
11/4"-20NC hole is provided opposite the Handhole.

### Anchorage

Anchorage Kit will include  
four (4) L-shaped Steel  
Anchor Bolts conforming  
to AASHTO M314-90  
Grade 55. Ten inches  
(10") of Threaded End will  
be Galvanized per ASTM  
A153. Kits will contain four  
(4) Hex Nuts, four (4) Lock  
Washers, and four (4) Flat  
Washers (all components  
Galvanized Steel).  
A bolt circle template will  
be provided.

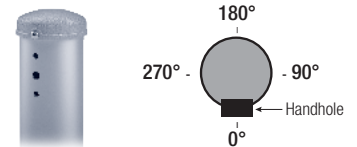


### Vibration Damper

When determined necessary by Hapco, a Vibration  
Damper will be factory-installed inside the pole shaft.  
Customer specification of the damper is available.

### Mounting Designation

**Side Drill Mount** - For Side Drill Mount applications  
specify luminaire type, quantity and orientation.  
A luminaire drilling template must be supplied at time of  
order.



### Tenon Mount

For Tenon Mount applications  
specify both Tenon diameter  
(2.375", 2.875", 3.5", etc.) and  
length (3", 4", etc.).



**EPA Notes:** Effective Projected Area (EPA) in square feet. EPA's  
calculated using wind velocity (mph) indicated in accordance with  
2009 AASHTO LTS-5 using a 25 year design life. Maximum EPA is  
based on the luminaire weight shown. Increased luminaire weight  
may reduce the maximum EPA. If weight is exceeded, or if other  
design life or code is required, please consult the factory.



26252 Hillman Highway  
Abingdon, VA 24210  
800.368.7171  
www.hapco.com