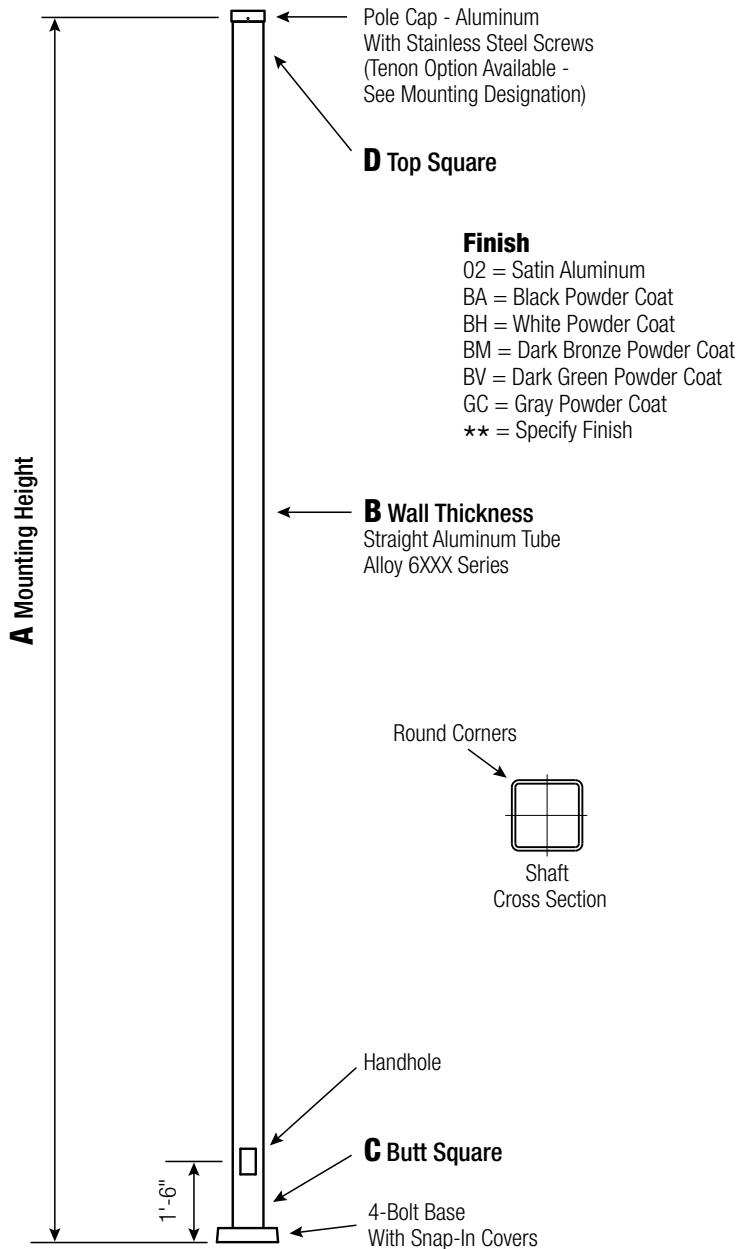


SSA

Square Straight Aluminum Pole No Arm — 4-Bolt Base



- Finish**
 O2 = Satin Aluminum
 BA = Black Powder Coat
 BH = White Powder Coat
 BM = Dark Bronze Powder Coat
 BV = Dark Green Powder Coat
 GC = Gray Powder Coat
 ** = Specify Finish

SSA16D4-4

CATALOG NUMBER


FINISH

Pole

The pole shaft will be constructed of seamless extruded tube of 6XXX Series Aluminum Alloy per the requirements of ASTM B221. The shaft assembly shall be full-length heat treated after base weld.

Base Style

4-Bolt Cast Aluminum Base Flange of Alloy 356-T6 with Aluminum Snap-In Bolt Covers.

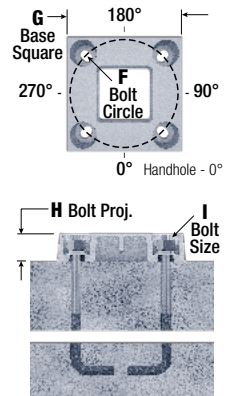


Handhole

2" x 4" Handhole with curved Lap Style Aluminum Door and two (2) Stainless Steel Self-Tapping Attaching Screws. A Grounding Provision incorporating a tapped 11/4"-20NC hole is provided opposite the Handhole.

Anchorage

Anchorage Kit will include four (4) L-shaped Steel Anchor Bolts conforming to AASHTO M314-90 Grade 55. Ten inches (10") of threaded end will be galvanized per ASTM A153. Kits will contain four (4) Hex Nuts, four (4) Lock Washers, and four (4) Flat Washers (all components Galvanized Steel). A bolt circle template will be provided.

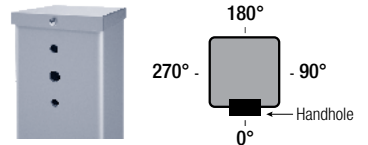


Vibration Damper

When determined necessary by Hapco, a Vibration Damper will be factory-installed inside the pole shaft. Customer specification of the damper is available.

Mounting Designation

Side Drill Mount - For Side Drill Mount applications specify luminaire type, quantity and orientation. A luminaire drilling template must be supplied at time of order.



Tenon Mount

For Tenon Mount applications specify both Tenon diameter (2.375", 2.875", 3.5", etc.) and length (3", 4", etc.).



WARNING:
Do not install light pole without luminaire.

Satin Aluminum or Powder Coated Finish per Customer Specification.

A Mtg. Hgt.	B Wall Thickness	C Butt Square	TOTAL LUM. WEIGHT	MAXIMUM EPA					OLD CAT. NUMBER	CATALOG NUMBER
				90	100	110	120	130		
16	0.188"	4	100	13.8	10.6	9.6	7.6	6.0	11-144	SSA16D4-4-**

C Butt Sq.	D Top Sq.	F BOLT CIR. DIA.	G BASE SQ.	H BOLT PROJ.	I BOLT SIZE
4	4	8.5 - 9.5	9.875	1.5	.75 x 17 x 3

Dimensions in Inches

CUSTOMER NAME:	
PROJECT:	LOCATION:
NOTES:	QUANTITY:



26252 Hillman Highway
 Abingdon, VA 24210
 800.368.7171
 www.hapco.com

EPA Notes: Effective Projected Area (EPA) in square feet. EPA's calculated using wind velocity (mph) indicated in accordance with 2009 AASHTO LTS-5 using a 25 year design life. Maximum EPA is based on the luminaire weight shown. Increased luminaire weight may reduce the maximum EPA. If weight is exceeded, or if other design life or code is required, please consult the factory.