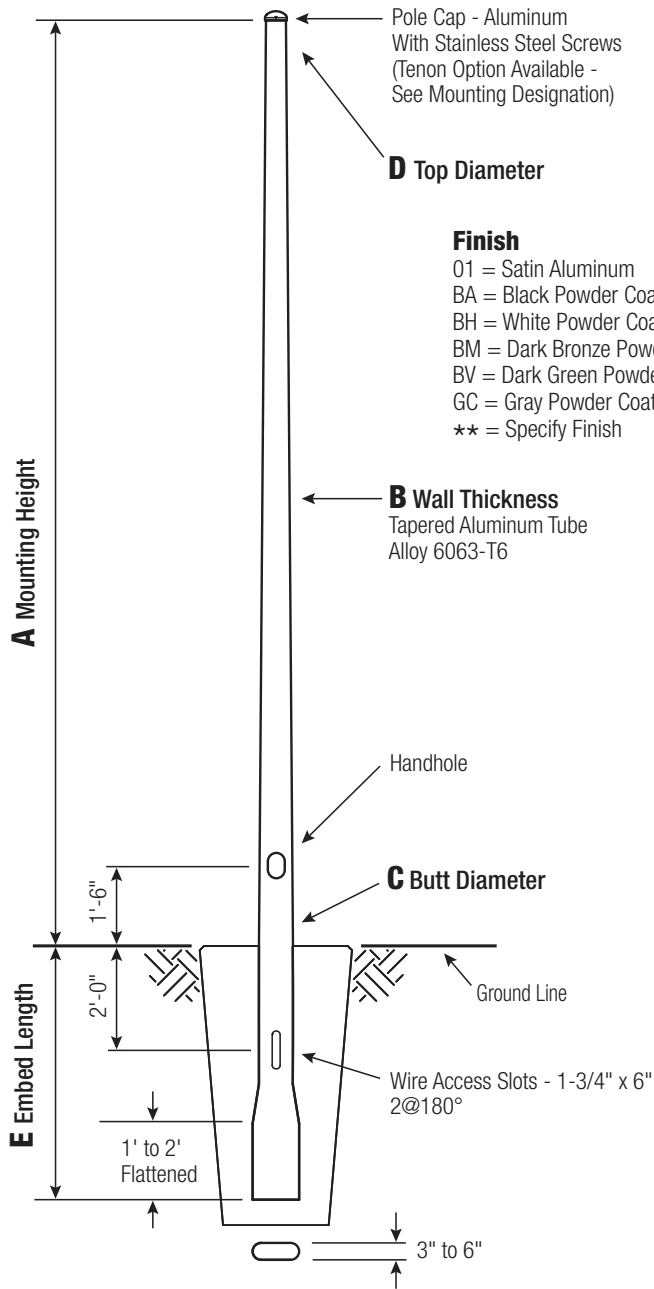


RTA

Round Tapered Aluminum Pole No Arm — Direct Buried



Finish

- O1 = Satin Aluminum
- BA = Black Powder Coat
- BH = White Powder Coat
- BM = Dark Bronze Powder Coat
- BV = Dark Green Powder Coat
- GC = Gray Powder Coat
- ** = Specify Finish

WARNING:
Do not install light pole without luminaire.

Satin Aluminum or Powder Coated
Finish per Customer Specification.

A Mtg. Hgt.	B Wall Thickness	C Butt Diameter	TOTAL LUM. WEIGHT	MAXIMUM EPA					OLD CAT. NUMBER	CATALOG NUMBER
				90	100	110	120	130		
25	0.156"	6	80	10.0	7.2	6.6	5.2	4.2	50-062	RTA25C6BE-**

C BUTT DIA.	D TOP DIA.	E EMBED
6	4.5	4'

C and D Dimensions in Inches

CUSTOMER NAME:	
PROJECT:	LOCATION:
NOTES:	QUANTITY:

RTA25C6BE

CATALOG NUMBER

FINISH

Pole


The pole shaft will be constructed of seamless extruded tube of 6063 Aluminum Alloy per the requirements of ASTM B221. The shaft assembly shall be full-length heat treated to produce a T6 temper.

Handhole

Reinforced, 3" x 5" curved Cast Aluminum Frame (Alloy 356-T6) with Aluminum Door and two (2) SS Hex Head Screws. A Grounding Provision incorporating a 3/8" diameter hole is provided opposite the Handhole.

Embed Detail

Direct Buried Pole bottom section on 6" + butt diameter poles will be partially flattened into an anti-rotational, oval cross section. Wire access will be provided 24" below ground line. Soil conditions vary by site. Foundation requirements should be determined by a qualified Structural Engineer with knowledge of jobsite soil conditions.

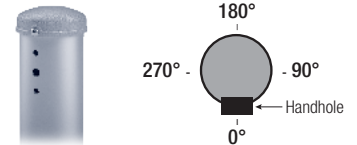


Vibration Damper

When determined necessary by Hapco, a Vibration Damper will be factory-installed inside the pole shaft. Customer specification of the damper is available.


Mounting Designation

Side Drill Mount - For Side Drill Mount applications specify luminaire type, quantity and orientation. A luminaire drilling template must be supplied at time of order.



Tenon Mount - Welded or Spun

For Tenon Mount applications specify both Tenon diameter (2.375", 2.875", 3.5", etc.) and length (3", 4", etc.). Tenon style is factory option. Welded Tenon can be specified.



EPA Notes: Effective Projected Area (EPA) in square feet. EPA's calculated using wind velocity (mph) indicated in accordance with 2009 AASHTO LTS-5 using a 25 year design life. Maximum EPA is based on the luminaire weight shown. Increased luminaire weight may reduce the maximum EPA. If weight is exceeded, or if other design life or code is required, please consult the factory.



26252 Hillman Highway
Abingdon, VA 24210
800.368.7171
www.hapco.com