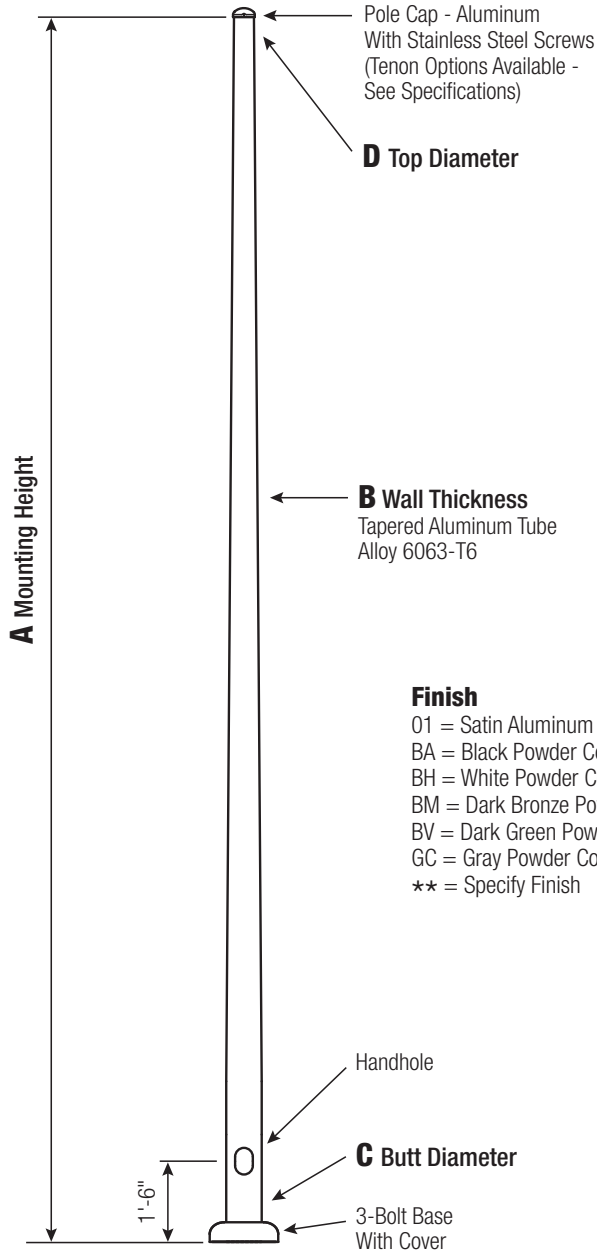


RTA

Round Tapered Aluminum Pole No Arm — 3-Bolt Base



Finish

- 01 = Satin Aluminum
- BA = Black Powder Coat
- BH = White Powder Coat
- BM = Dark Bronze Powder Coat
- BV = Dark Green Powder Coat
- GC = Gray Powder Coat
- ** = Specify Finish

WARNING:
Do not install light pole without luminaire.

Satin Aluminum or Powder Coated
Finish per Customer Specification.

| A Mtg. Hgt. | B Wall Thickness | C Butt Diameter | TOTAL LUM. WEIGHT | MAXIMUM EPA | | | | | OLD CAT. NUMBER | CATALOG NUMBER |
|-------------------|------------------------|-----------------------|----------------------|-------------|-----|-----|-----|-----|--------------------|----------------|
| | | | | 90 | 100 | 110 | 120 | 130 | | |
| 16 | 0.188" | 5 | 100 | 12.0 | 9.2 | 8.6 | 6.8 | 5.4 | 76-030 | RTA16D5A3-** |

| C BUTT DIA. | D TOP DIA. | F BOLT CIR. DIA. | G COVER DIA. | H BOLT PROJ. | I BOLT SIZE |
|----------------|---------------|---------------------|-----------------|-----------------|----------------|
| 5 | 3 | 8 | 10.375 | 2 | .75 x 17 x 3 |

Dimensions in Inches

| | |
|----------------|-----------|
| CUSTOMER NAME: | |
| PROJECT: | LOCATION: |
| NOTES: | QUANTITY: |

RTA16D5A3

CATALOG NUMBER

FINISH

Pole

The pole shaft will be constructed of seamless extruded tube of 6063 Aluminum Alloy per the requirements of ASTM B221. The shaft assembly shall be full-length heat treated after base weld to produce a T6 temper.

Base Style

3-Bolt Cast Aluminum Base Flange of Alloy 356-T6 with Spun Aluminum Base Cover and Stainless Steel Hex Head Attaching Screw.

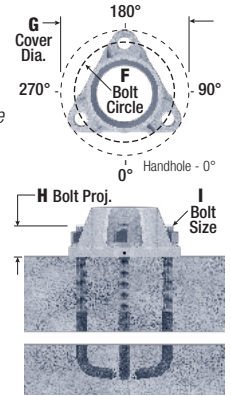


Handhole

2" x 4" Handhole with curved Lap Style Aluminum Door and two (2) Stainless Steel Self-Tapping Attaching Screws. A Grounding Provision incorporating a tapped 1/4"-20NC hole is provided opposite the Handhole.

Anchorage

Anchorage Kit will include three (3) L-shaped Steel Anchor Bolts conforming to AASHTO M314-90 Grade 55. Ten inches (10") of Threaded End will be Galvanized per ASTM A153. Kits will contain three (3) Hex Nuts, three (3) Lock Washers, and three (3) Flat Washers (all components Galvanized Steel). A bolt circle template will be provided.

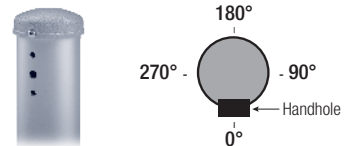


Vibration Damper

When determined necessary by Hapco, a Vibration Damper will be factory-installed inside the pole shaft. Customer specification of the damper is available.

Mounting Designation

Side Drill Mount - For Side Drill Mount applications specify luminaire type, quantity and orientation. A luminaire drilling template must be supplied at time of order.



Tenon Mount - Welded or Spun

For Tenon Mount applications specify both Tenon diameter (2.375", 2.875", 3.5", etc.) and length (3", 4", etc.). Tenon style is factory option. Welded Tenon can be specified.



EPA Notes: Effective Projected Area (EPA) in square feet. EPA's calculated using wind velocity (mph) indicated in accordance with 2009 AASHTO LTS-5 using a 25 year design life. Maximum EPA is based on the luminaire weight shown. Increased luminaire weight may reduce the maximum EPA. If weight is exceeded, or if other design life or code is required, please consult the factory.



26252 Hillman Highway
Abingdon, VA 24210
800.368.7171
www.hapco.com