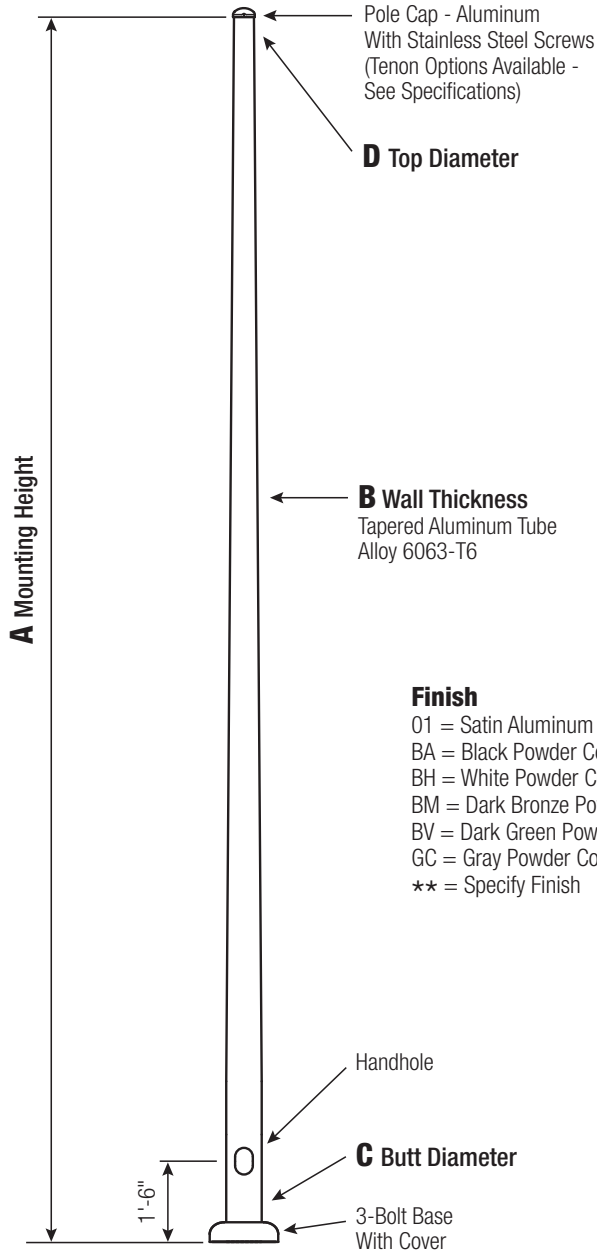


RTA

Round Tapered Aluminum Pole No Arm — 3-Bolt Base



- Finish**
- 01 = Satin Aluminum
 - BA = Black Powder Coat
 - BH = White Powder Coat
 - BM = Dark Bronze Powder Coat
 - BV = Dark Green Powder Coat
 - GC = Gray Powder Coat
 - ** = Specify Finish

WARNING:
Do not install light pole without luminaire.

Satin Aluminum or Powder Coated
Finish per Customer Specification.

A Mtg. Hgt.	B Wall Thickness	C Butt Diameter	TOTAL LUM. WEIGHT	MAXIMUM EPA					OLD CAT. NUMBER	CATALOG NUMBER
				90	100	110	120	130		
14	0.125"	5	80	9.6	7.2	6.6	5.2	4.2	76-010	RTA14B5A3-**

C BUTT DIA.	D TOP DIA.	F BOLT CIR. DIA.	G COVER DIA.	H BOLT PROJ.	I BOLT SIZE
5	3	8	10.375	2	.75 x 17 x 3

Dimensions in Inches

CUSTOMER NAME:	
PROJECT:	LOCATION:
NOTES:	QUANTITY:

RTA14B5A3

CATALOG NUMBER

FINISH

Pole

The pole shaft will be constructed of seamless extruded tube of 6063 Aluminum Alloy per the requirements of ASTM B221. The shaft assembly shall be full-length heat treated after base weld to produce a T6 temper.

Base Style

3-Bolt Cast Aluminum
Base Flange of Alloy
356-T6 with Spun
Aluminum Base Cover
and Stainless Steel Hex
Head Attaching Screw.

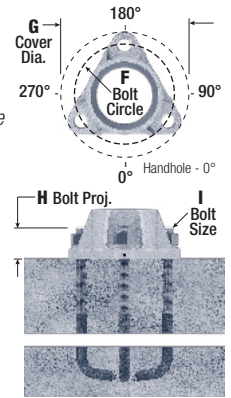


Handhole

2" x 4" Handhole with curved Lap Style Aluminum
Door and two (2) Stainless Steel Self-Tapping Attaching
Screws. A Grounding Provision incorporating a tapped
1/4"-20NC hole is provided opposite the Handhole.

Anchorage

Anchorage Kit will
include three (3)
L-shaped Steel Anchor
Bolts conforming to
AASHTO M314-90 Grade
55. Ten inches (10") of
Threaded End will be
Galvanized per ASTM
A153. Kits will contain
three (3) Hex Nuts, three
(3) Lock Washers, and
three (3) Flat Washers
(all components
Galvanized Steel).
A bolt circle template
will be provided.

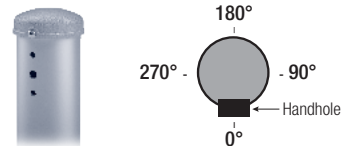


Vibration Damper

When determined necessary by Hapco, a Vibration
Damper will be factory-installed inside the pole shaft.
Customer specification of the damper is available.

Mounting Designation

Side Drill Mount - For Side Drill Mount applications
specify luminaire type, quantity and orientation.
A luminaire drilling template must be supplied at time
of order.



Tenon Mount - Welded or Spun

For Tenon Mount applications
specify both Tenon diameter
(2.375", 2.875", 3.5", etc.) and
length (3", 4", etc.). Tenon style
is factory option. Welded Tenon
can be specified.



EPA Notes: Effective Projected Area (EPA) in square feet. EPA's
calculated using wind velocity (mph) indicated in accordance with
2009 AASHTO LTS-5 using a 25 year design life. Maximum EPA is
based on the luminaire weight shown. Increased luminaire weight
may reduce the maximum EPA. If weight is exceeded, or if other
design life or code is required, please consult the factory.



26252 Hillman Highway
Abingdon, VA 24210
800.368.7171
www.hapco.com