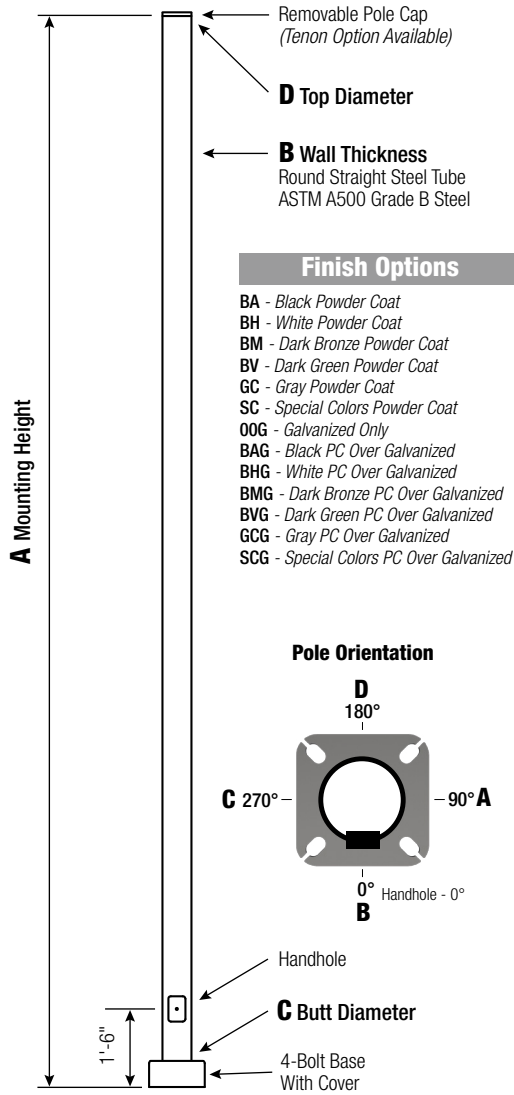


RSS

Round Straight Steel Pole No Arm — 4-Bolt Base



WARNING: Do not install light pole without luminaire.

EPA Notes: Effective Projected Area (EPA) in square feet. EPA's calculated using wind velocity (mph) indicated in accordance with 2009 AASHTO LTS-5 using a 25-year design life. Maximum EPA is based on the luminaire weight shown. Increased luminaire weight may reduce the maximum EPA. If weight is exceeded, or if other design life or code is required, please consult the factory.

Pole

Pole shaft shall be weldable-grade, cold-rolled, commercial quality carbon steel tubing conforming to ASTM A500 Grade B. Options include 11 gauge and 7 gauge. All welds shall conform to AWS D1.2 using ER70S-6 electrodes.

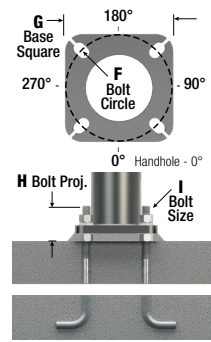
Base Style

4-Bolt Steel Base Plate of fabricated hot rolled carbon steel conforming to ASTM A36 or equivalent (36 ksi minimum yield) with 2-piece Base Cover and attaching hardware.



Anchorage

Anchorage Kit will include four (4) L-shaped Steel Anchor Bolts conforming to AASHTO M314-90 Grade 55. Ten inches (10") of threaded end will be galvanized per ASTM A153. Kits will contain eight (8) Hex Nuts, four (4) Lock Washers, and eight (8) Flat Washers (all components Galvanized Steel). A paper bolt circle template will be provided.




Handhole

Reinforced, 3" x 5" Handhole with cover, stainless steel screw and backbar. A grounding provision incorporating a tapped 1/2"-13NC hole will be provided.



Base Cover

Round ABS plastic Base Covers are standard in all 11 Gauge RSS poles specified in powder coat finishes BA-Black, BM-Dark Bronze and BH-White. Square metal powder coated Base Covers are standard in all 11 Gauge RSS poles that are specified in colors other than BA, BM, and BH and in all 7 Gauge poles in ALL COLORS. Custom specification of RSS Square Metal style Base Covers in BA, BM and BH powder coated finishes is available.



Vibration Damper

If determined necessary by Hapco an internal, factory installed, Second Mode Vibration Damper will be provided. Customer specification of the damper is available.

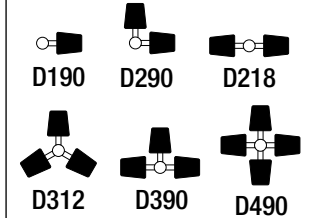


800-368-7171 • www.hapco.com

Mounting Options

Side Drill Mount

Includes removable pole cap. **NOTE: A luminaire drilling template must be supplied at time of order.**



D000 - No Drilling
DCUS - Custom Drilling*
*Specify Number and Orientation

Tenon Mount

For Tenon Mount applications specify both Tenon diameter and length.

T204 - 2-3/8" O.D. x 4"
T304 - 2-7/8" O.D. x 4"
T356 - 3-1/2" O.D. x 6"
T406 - 4" O.D. x 6"
TCUS - Custom Tenon**



**Specify O.D. and Height

Electrical Box Options*

FA - 30" Up, "D" FI - 24" Up, "D"
FB - 30" Up, "B" FK - 24" Up, "A"
FC - 30" Up, "A" FL - 24" Up, "C"
FD - 30" Up, "C" FZ - Custom**
FE - 36" Up, "D"
FF - 36" Up, "B"
FG - 36" Up, "A"
FH - 36" Up, "C"

* GFI Receptacle Options Available (Specify in Accessories)

** Specify Height and Orientation



ASSEMBLY	HEIGHT	GAUGE	BUTT DIA.	BASE STYLE	FINISH	MOUNTING OPTIONS	ELECTRICAL BOX	ACCESSORIES/OPTIONS
RSS	22	B	5	4				

A MTC. HGT.	B WALL GAUGE	C BUTT DIA.	TOTAL LUM. WEIGHT	MAXIMUM EPA						CATALOG NUMBER
				90	100	110	120	130	140	
22	11	5	460	8.6	6.1	5.6	4.5	3.6	3.0	RSS22B5-4-**

C BUTT DIA.	D TOP DIA.	F BOLT CIR. DIA.	G BASE SQ.	H BOLT PROJ.	I BOLT SIZE
5	5	7.5 - 8.5	8	3.75	.75 x 17 x 3

Dimensions in Inches

CUSTOMER NAME: _____

PROJECT: _____ **LOCATION:** _____ **QUANTITY:** _____

NOTES: _____

Accessory/Options*

C12 - Threaded 1/2" Coupling**
C34 - Threaded 3/4" Coupling**
C10 - Threaded 1" Coupling**
EHH - Extra Handhole**
GF1 - Duplex GFI Receptacle (WR) with Cover
GF2 - Duplex GFI (WR) with In-Use Cover
LAB - Less Anchor Bolts
LPC - Less Pole Cap
PAB - Pre-shipped Anchor Bolts
VDA - Vibration Damper

* Add all that apply (Example: CPL-LAB-VDA)

** Specify Location