



*Industry-Leading
Assortment of
Structural,
Clamshell and
Hybrid Clamshell
Decorative Bases*

Decorative Base Options

Hapco Decorative Pole Products

Hapco has been providing the highest quality Aluminum Decorative Poles to Design Professionals and Landscape Architects for over six decades. From designs that blend with today's modern architectural styles, to historical designs that harken back to an earlier era, Hapco's extensive Decorative Base offering delivers industry-leading design options.



www.HapcoDecorative.com




Structural

Structural Aluminum Bases are welded to the bottom of the smooth or fluted shaft, contributing structural integrity to the pole.



Clamshell

Clamshell Aluminum Bases are 2-Piece designs that are assembled and bolted around the base of the installed pole.



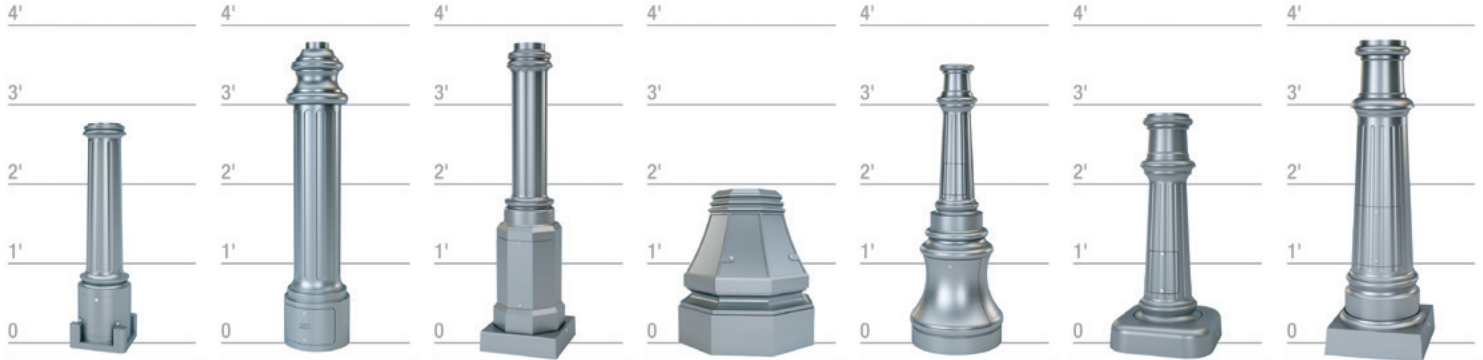
Hybrid Clamshell

Hybrid Clamshell Aluminum Bases provide unique style options by combining a 2-Piece base with other decorative design features.


STRUCTURAL DECORATIVE BASES



STRUCTURAL Abingdon Base Square: 11.5" 4" Butt Diameter	STRUCTURAL American Base Diameter: 12" 4"-5" Butt Diameters	STRUCTURAL Arlen 13 Base Diameter: 13" 3"-4" Butt Diameters	STRUCTURAL Arlen 17 Base Diameter: 17" 4"-5"-6" Butt Diameters	STRUCTURAL Arlen 17 Modified Base Diameter: 17" 4"-5"-6" Butt Diameters <i>FHWA Breakaway</i>	STRUCTURAL Arlen 20 Base Diameter: 20" 6"-7"-8" Butt Diameters <i>FHWA Breakaway</i>	STRUCTURAL Bristol Base Diameter: 14.5" 4"-5"-6" Butt Diameters
--	--	--	---	---	--	--



STRUCTURAL Charleston Base Square: 8.5" 4" Butt Diameter	STRUCTURAL Georgetown Base Diameter: 10.125" 4"-5" Butt Diameters <i>FHWA Breakaway</i>	STRUCTURAL Grand Base Square: 11.5" 4"-5" Butt Diameters <i>FHWA Breakaway</i>	STRUCTURAL Gregory Base Width: 20" 5"-6"-7"-8" Butt Diameters	STRUCTURAL Gunn Base Diameter: 12" 4" Butt Diameter	STRUCTURAL Homewood Base Square: 11.125" 4" Butt Diameter	STRUCTURAL Homewood Large Base Square: 14" 4"-5"-6" Butt Diameters <i>FHWA Accepted</i>
---	---	--	--	--	--	---



STRUCTURAL Kingston Base Width: 10.75" 4" Butt Diameter	STRUCTURAL Leuin Base Diameter: 13.125" 4" Butt Diameter	STRUCTURAL Lincoln Base Diameter: 12" 4"-5" Butt Diameters	STRUCTURAL Morgan Base Diameter: 13.5" 4" Butt Diameter	STRUCTURAL Saturn Base Diameter: 20" 5"-6"-7" Butt Diameters	STRUCTURAL Trenton Base Diameter: 16" 4"-5"-6" Butt Diameters	STRUCTURAL Winchester Base Square: 11" 4"-5"-6" Butt Diameters <i>FHWA Breakaway</i>
--	---	---	--	---	--	--



STRUCTURAL York 17 Diameter: 17" 4"-5"-6" Butt Diameters <i>FHWA Breakaway</i>	STRUCTURAL York 20 Diameter: 20" 6"-7"-8" Butt Diameters
--	---


**Direct Buried
Options are
Available in
All Decorative
Bases.**



CLAMSHELL DECORATIVE BASES




CLAMSHELL American Base Diameter: 11"-12" 4"-5" Butt Diameters	CLAMSHELL Arlen 17 Base Diameter: 17" 4"-5" Butt Diameters	CLAMSHELL Arlen 20 Base Diameter: 20" 6"-7"-8" Butt Diameters	CLAMSHELL Arlen 24 Base Diameter: 24" 7"-8"-9"-10" Butt Diameters	CLAMSHELL Arlen 30 Base Diameter: 30" 8"-9"-10"-12" Butt Diameters	CLAMSHELL Aubrey Base Width: 26" 5"-6"-7"-8" Butt Diameters	CLAMSHELL Covington Base Diameter: 20" 7"-8"-9"-10" Butt Diameters
---	---	--	--	---	--	---



CLAMSHELL Homewood Base Diameter: 14" 4"-5"-6" Butt Diameters	CLAMSHELL Jefferson 15 Base Diameter: 15" 4"-5"-6" Butt Diameters	CLAMSHELL Jefferson 18 Base Diameter: 18" 5"-6"-7"-8" Butt Diameters	CLAMSHELL Jefferson 21 Base Diameter: 21" 9"-10" Butt Diameters	CLAMSHELL Kai Base Diameter: 18" 5"-6"-7"-8" Butt Diameters	CLAMSHELL Mayan Base Diameter: 18" 4"-5" Butt Diameters	CLAMSHELL Nationwide Base Diameter: 22" 7"-8" Butt Diameters
--	--	---	--	--	--	---




CLAMSHELL Palms Base Square: 22" 6"-7"-8"-9"-10" Butt Diameters	CLAMSHELL Redding Base Diameter: 20" 6"-7"-8"-9" Butt Diameters	CLAMSHELL Regal Base Width: 16" 5"-6"-7"-8" Butt Diameters	CLAMSHELL Rio Base Diameter: 27" 8"-9"-10"-12" Butt Diameters	CLAMSHELL Staunton Base Diameter: 16" 6"-7"-8" Butt Diameters	CLAMSHELL Sterling Base Width: 17" 4"-5" Butt Diameters	CLAMSHELL Yale 15 Base Diameter: 15" 4"-5"-6" Butt Diameters
--	--	---	--	--	--	---




CLAMSHELL Yale 17 Base Diameter: 17" 4"-5"-6" Butt Diameters <i>FHWA Breakaway</i>	CLAMSHELL York 17 Base Diameter: 17" 4"-5"-6" Butt Diameters	CLAMSHELL York 20 Base Diameter: 20" 6"-7"-8" Butt Diameters	CLAMSHELL York 24 Base Diameter: 24" 6"-7"-8"-9" Butt Diameters	CLAMSHELL York 24 Floral Base Diameter: 24" 6"-7"-8"-9" Butt Diameters	CLAMSHELL York 24 Modified Base Diameter: 24" 8"-9"-10"-12" Butt Diameters	CLAMSHELL York 24 Non-Floral Base Diameter: 24" 7"-8"-9" Butt Diameters
--	---	---	--	---	---	--

HYBRID CLAMSHELL DECORATIVE BASES



www.HapcoDecorative.com



58 PDF Catalog Pages.

386 Specification Sheets.

6,954 Standard Product Combinations.

Base Details, Pole Shaft Details, and EPA Tables for Straight Round, Tapered Round, Straight Fluted, and Tapered Fluted Options.



DECORATIVE POLE SOLUTIONS

Hapco offers a variety of Pole Accessory options for Decorative Poles. From Finials and Plant Hangers to Sign Brackets, Receptacle Outlets and Banner Arms.

We Design and Fabricate Total Project Solutions.



Decorative Arms

From classic to contemporary to decorative, Hapco has over 60 years' experience in designing and fabricating aluminum arms for projects containing diverse architectural styles.




Sample Designs

Whether you are looking to create an integrated design that blends into existing streetscapes, or a unique design created for a custom project, Hapco has the unparalleled experience and resources to fabricate quality Arm Solutions.

Breakaway Options

The Federal Highway Administration (FHWA) defines "Breakaway" as crash-tested devices that break or yield upon impact. Breakaway devices must meet rigorous impact testing, with accepted products mitigating the potential severity of crashes while providing a safer outcome in the event of a collision.



Hapco leads the industry in FHWA Accepted Decorative Breakaway options.

Custom Capabilities

Creating new and distinctive modern styles or bringing century-old, historically-relevant decorative streetscapes back to life, no one can duplicate Hapco's ability to deliver design professionals custom or unique designs.



Hapco's state-of-the-art R&D and Manufacturing Technologies allow us to replicate and craft custom castings to match any architectural style. Simply provide the Hapco Team with your project details to see how we deliver Custom Decorative Solutions.



26252 Hillman Highway
Abingdon, VA 24210
800-368-7171

www.HapcoDecorative.com
email: info@hapco.com

